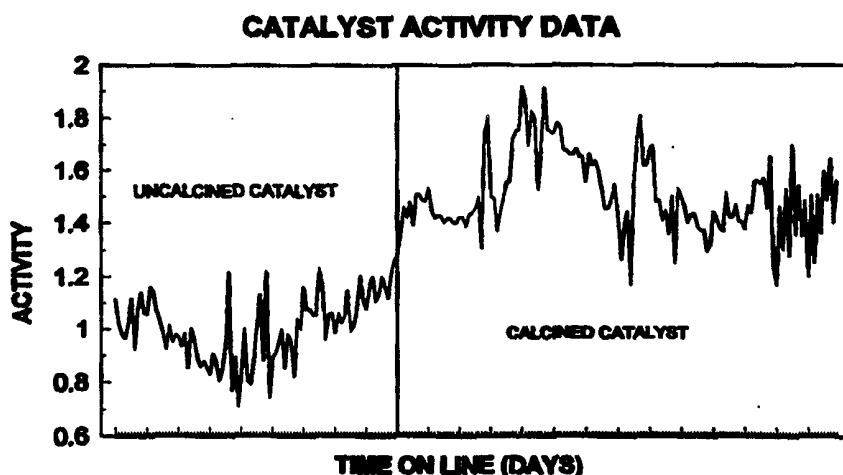




INTERNATIONAL APPLICATION PUBLISHED UNDER THE PATENT COOPERATION TREATY (PCT)

(51) International Patent Classification ⁶ : B01J 23/745, C10G 2/00, C07C 1/04	A1	(11) International Publication Number: WO 99/49965 (43) International Publication Date: 7 October 1999 (07.10.99)
<p>(21) International Application Number: PCT/GB98/03004</p> <p>(22) International Filing Date: 7 October 1998 (07.10.98)</p> <p>(30) Priority Data: 98/2737 1 April 1998 (01.04.98) ZA</p> <p>(71) Applicants (for all designated States except US): SASOL TECHNOLOGY (PROPRIETARY) LIMITED [ZA/ZA]; 1 Sturdee Avenue, Rosebank, Johannesburg (ZA). SASOL CHEMICALS EUROPE LIMITED [GB/GB]; 2401 Stratford Road, Hockley Heath, Solihull, West Midlands B94 6NW (GB).</p> <p>(72) Inventors; and (75) Inventors/Applicants (for US only): ESPINOZA, Rafael, Luis [ZA/ZA]; 48 Van Wouw Street, Sasolburg (ZA). GIBSON, Philip [ZA/ZA]; 18 Zoutpansberg Street, Sasolburg (ZA). SCHOLTZ, Jan, Hendrik [ZA/ZA]; Stinkhoutsingel, Vanderbijlpark (ZA).</p> <p>(74) Agents: PIDGEON, Robert, John et al.; Appleyard Lees, 15 Clare Road, Halifax, West Yorkshire HX1 2HY (GB).</p>	<p>(81) Designated States: AL, AM, AT, AU, AZ, BA, BB, BG, BR, BY, CA, CH, CN, CU, CZ, DE, DK, EE, ES, FI, GB, GD, GE, GH, GM, HR, HU, ID, IL, IS, JP, KE, KG, KP, KR, KZ, LC, LK, LR, LS, LT, LU, LV, MD, MG, MK, MN, MW, MX, NO, NZ, PL, PT, RO, RU, SD, SE, SG, SI, SK, SL, TJ, TM, TR, TT, UA, UG, US, UZ, VN, YU, ZW, ARIPO patent (GH, GM, KE, LS, MW, SD, SZ, UG, ZW), Eurasian patent (AM, AZ, BY, KG, KZ, MD, RU, TJ, TM), European patent (AT, BE, CH, CY, DE, DK, ES, FI, FR, GB, GR, IE, IT, LU, MC, NL, PT, SE), OAPI patent (BF, BJ, CF, CG, CI, CM, GA, GN, GW, ML, MR, NE, SN, TD, TG).</p> <p>Published With international search report.</p>	

(54) Title: HEAT TREATED FISCHER-TROPSCH CATALYST PARTICLES

Increase in catalyst activity after addition of calcined catalyst

(57) Abstract

The invention provides heat treated self-supported precipitated iron-based Fischer-Tropsch catalyst particles. The particles of the present invention are breakage resistant and exhibit superior synthesis performance. The invention also provides a method for producing said particles and a process using said particles.

FOR THE PURPOSES OF INFORMATION ONLY

Codes used to identify States party to the PCT on the front pages of pamphlets publishing international applications under the PCT.

AL	Albania	ES	Spain	LS	Lesotho	SI	Slovenia
AM	Armenia	FI	Finland	LT	Lithuania	SK	Slovakia
AT	Austria	FR	France	LU	Luxembourg	SN	Senegal
AU	Australia	GA	Gabon	LV	Latvia	SZ	Swaziland
AZ	Azerbaijan	GB	United Kingdom	MC	Monaco	TD	Chad
BA	Bosnia and Herzegovina	GE	Georgia	MD	Republic of Moldova	TG	Togo
BB	Barbados	GH	Ghana	MG	Madagascar	TJ	Tajikistan
BE	Belgium	GN	Guinea	MK	The former Yugoslav Republic of Macedonia	TM	Turkmenistan
BF	Burkina Faso	GR	Greece			TR	Turkey
BG	Bulgaria	HU	Hungary	ML	Mali	TT	Trinidad and Tobago
BJ	Benin	IE	Ireland	MN	Mongolia	UA	Ukraine
BR	Brazil	IL	Israel	MR	Mauritania	UG	Uganda
BY	Belarus	IS	Iceland	MW	Malawi	US	United States of America
CA	Canada	IT	Italy	MX	Mexico	UZ	Uzbekistan
CF	Central African Republic	JP	Japan	NE	Niger	VN	Viet Nam
CG	Congo	KE	Kenya	NL	Netherlands	YU	Yugoslavia
CH	Switzerland	KG	Kyrgyzstan	NO	Norway	ZW	Zimbabwe
CI	Côte d'Ivoire	KP	Democratic People's Republic of Korea	NZ	New Zealand		
CM	Cameroon			PL	Poland		
CN	China	KR	Republic of Korea	PT	Portugal		
CU	Cuba	KZ	Kazakstan	RO	Romania		
CZ	Czech Republic	LC	Saint Lucia	RU	Russian Federation		
DE	Germany	LI	Liechtenstein	SD	Sudan		
DK	Denmark	LK	Sri Lanka	SE	Sweden		
EE	Estonia	LR	Liberia	SG	Singapore		

HEAT TREATED FISCHER-TROPSCH CATALYST PARTICLES

This invention relates to catalysts. More particularly the invention relates to a method of making breakage resistant self-supported precipitated iron-based Fischer-Tropsch catalyst particles, to a method of making self-supported precipitated iron-based Fischer-Tropsch catalyst particles having superior synthesis performance or activity, to catalyst particles made according to the methods, and to the use of said catalyst particles in a slurry bed Fischer-Tropsch reactor.

BACKGROUND OF THE INVENTION

US Patent Nos. 5324335 and 5504118 disclose the production of roughly spherical iron-based Fischer-Tropsch catalyst particles having diameters in the range of between 1 and 50 microns which are annealed by heating in air at about 316°C (600°F) to drive off residual moisture and to stabilise the catalyst. The annealing step i.e. the heating and gradual controlled cooling, converts the Goethite to Hematite whereafter the catalyst may be activated and used. According to these patents, the annealing does not lead to a breakage resistant or a superior performance catalyst particle.

South African Patent No. 90/7530 discloses the production of an iron-based Fischer-Tropsch catalyst including from 1 to 80% by mass of activated carbon. This catalyst shows improved breakage resistance over conventional catalyst, particularly where the particle diameters are below about 45 micron. The catalyst particle of this patent does not have superior synthesis performance and is expected to hydrothermally sinter at about 300°C.

A need thus exists for breakage resistant iron-based Fischer-Tropsch catalyst particles, in particular for use in a low temperature Fischer-Tropsch process, such as that carried out in a slurry bed reactor, for the production of, amongst others, wax and other syncrudes, as well as chemicals. The breakage resistant self-supported precipitated iron-based Fischer-Tropsch catalyst particles will ideally inhibit the formation of catalyst fines in the reactor thereby maintaining the performance of the reactor and reduce the contamination of down stream processes and catalysts by the catalyst fines.

In this specification, unless the context clearly indicates to the contrary, the term "fines" when used in relation to catalysts and catalyst particles is to be understood to mean particles which due to their dimensions, when present at a concentration of about 30% of the total catalyst, tend to reduce the performance of the solid separation system of a Fischer-Tropsch slurry bed reactor. Typically fines have a diameter of less than about 45 microns, usually about 22 microns.

A further long felt need which exists is that for self-supported precipitated iron-based Fischer-Tropsch catalyst particles having superior synthesis performance or activity, in particular for use in a low temperature Fischer-Tropsch process, such as that carried out in a slurry bed reactor, for the production of wax and other syncrudes, as well as chemicals.

BRIEF SUMMARY OF THE INVENTION

It is well expected that heat treatment of self-supported precipitated catalyst particles has a negative effect on the activity thereof. In particular, the catalyst particle surface area and pore volume are likely to be reduced at temperatures above 250°C. Those skilled in the art therefore generally tend to avoid such heat treatment of such Fischer-Tropsch catalyst material.

Surprisingly it has now been found that the breakage resistance and the synthesis performance or activity of self-supported precipitated iron-based Fischer-Tropsch catalyst particles can be increased by the heat treatment thereof at temperatures of at least 250°C.

Accordingly, the invention provides a method of producing self-supported precipitated iron-based catalyst particles for use in a Fischer-Tropsch slurry-bed process, the said particles being breakage resistant and thus inhibiting the formation of catalyst fines, the method including the heat treatment of the said particles at a temperature of at least 250°C.

The heat treatment may be calcination of the said particles at a temperature of at least 250°C.

The heat treatment of the said catalyst particles may be carried out at a temperature of between 250 °C and 500 °C, preferably between 320 °C and 500 °C, more preferably between 360 °C and 390 °C, most preferably at 380°C.

According to a second aspect of the invention, there is provided a method of producing self-supported precipitated iron-based catalyst particles for use in a Fischer-Tropsch slurry-bed process, the catalyst particles having a superior synthesis performance or activity under low temperature Fischer-Tropsch slurry-bed operating conditions, the method including the heat treatment of the said catalyst particles at a temperature of at least 250 °C.

The heat treatment temperature of the method may be between 250 °C and 500°C, preferably between 320°C and 500°C, more preferably between 360°C and 390°C, most preferably 380°C.

Typically the said catalyst particles are maintained at the heat treatment temperature for at least 0.1 hours, preferably between 0.2 and 12 hours, more preferably between 0.5 and 4 hours.

According to a further aspect of the invention there are provided self-supported precipitated iron-based catalyst particles for use in a Fischer-Tropsch slurry-bed process, the said catalyst particles being produced according to a method of heat treatment of the said catalyst particles as described above.

According to yet a further aspect of the invention, there is provided a method of maintaining the performance of a solid separation system of a Fischer-Tropsch process slurry bed reactor where a reduction in performance is caused by an increase in catalyst particle fines in the slurry bed reactor, the method including the use of the catalyst particles as described above.

According to yet a further aspect of the invention, there is provided a process for synthesis of syncrudes and/or chemicals, for example, waxes, the process comprising the step of contacting a suitable synthesis gas, at suitable temperatures and pressures in a Fischer-Tropsch slurry-bed reactor, with self-supported precipitated iron-based Fischer-Tropsch catalyst particles as described above.

The process may be carried out in a suitable vessel, with unreacted reactants and gaseous product being withdrawn above the slurry bed, and separated liquid product also being withdrawn from the vessel.

Typical suitable operating temperatures for the process are temperatures in the range 160°C to 280°C, or even higher for production of lower boiling point product.

Typical suitable operating pressures are pressures in the range 18 Bar to 50 Bar.

DETAILED DESCRIPTION OF THE INVENTION

The invention will now be illustrated by means of the following non-limiting examples:

EXAMPLE 1

This example illustrates that the heat treatment of self-supported precipitated iron-based Low Temperature Fischer Tropsch catalyst particles for slurry bed application results in an increase in the mechanical strength of the said catalyst.

For a laboratory microscale operation, 250 grams of pilot plant and commercially prepared catalyst was placed in a porcelain dish in a muffle furnace. The furnace was subsequently heated to the desired heat treatment temperature at a heating rate of 1°C/min. The heat treatment or calcination temperature (as indicated in Table 1 below) was maintained for 4 hours after which the furnace was allowed to cool down to below 100°C.

For larger scale operation the catalyst was fed from a hopper at room temperature to a portable pilot plant scale rotary kiln. This kiln had a refractory lining and was electrically heated. The dimensions of this equipment were as follows: length=2.1m, diameter=0.47m, inclination=2°, rotational speed=1rpm. The average temperature inside the kiln was controlled at 385°C. The feed rate was varied around 30 kg/h which resulted in a residence time of close to 1 hour. 1500 kg of catalyst was heat treated in this manner.

A sample of catalyst particles that were heat treated according to the manner described above was subjected to a Jet Impingement test. In this test a jet of air is used to impinge fresh catalyst particles against a plate. The smaller than 22 micron fraction of jet impinged sample is normally taken as a measure of the catalyst particle mechanical strength. Table 1 shows the results that were achieved from this test. Standard pilot plant prepared catalyst particles, and standard commercially prepared catalyst particles were used as reference materials.

Table 2 also reflects the results obtained from a repeated jet impingement test conducted on a sample that was heat treated at 300°C. Repeated jet impingement results indicated that the heat treated catalyst particles are stronger even after the initial break-up. It can be concluded that heat treatment induces strength to the whole particle, and not only to the outer shell of the particle.

EXAMPLE 2

This example illustrates that heat treatment of standard self-supported precipitated iron based Low Temperature Fischer Tropsch slurry bed catalyst particles does not alter the iron phase composition nor the crystallinity of the said catalyst particles; but rather promotes the enhancement of the catalyst particles' mechanical strength.

The phase composition and relative crystallite size of both the untreated standard catalyst particles and the heat treated samples were determined by Mössbauer spectroscopy at 4.2 K. The parameters are presented in Table 3.

Both samples can be described as highly dispersed Fe(III)oxide. The Fe-phase has been identified as α -Fe₂O₃. The particles display superparamagnetic behaviour and from the quadrupole splitting parameter the size of the primary particles was estimated as between 2 and 4 nm.

At 77K the heat treated sample shows a slight increase in the Δ value, indicating a corresponding decrease in the primary particle size. Based on these results it would seem as if the heat treatment causes a restructuring or reordering of the ions making up the primary particle, thus leading to a state of lower energy i.e. a stronger particle.

EXAMPLE 3

This example illustrates that heat treatment of the catalyst particles results in a major improvement of the solid separation system performance of said catalyst particles as experienced in a semi-works pilot plant reactor.

The liquid product recovery rate as a function of cycle number for a synthesis run with untreated catalyst particles is depicted in Graph 1. The separation rate levels obtained from a synthesis run operating with these standard catalyst particles only reached a maximum of 350 relative units per hour.

Data for a similar synthesis run with heat treated catalyst is presented in Graph 2. The average liquid product recovery rate is clearly above 1000 relative units per hour.

EXAMPLE 4

This specific example illustrates that calcining or heat treating standard self-supported precipitated iron-based Low Temperature Fischer-Tropsch catalyst particles for slurry bed application results in a significant reduction of the amount of fines that the catalyst particles generate under normal Fischer-Tropsch synthesis conditions.

Particle size distributions of representative on line catalyst particle samples were obtained for periods when untreated and heat treated catalyst particles were run respectively as outlined in example 3 above. A comparison of the catalyst fines content is presented in Table 4. The heat treated catalyst clearly shows a dramatic decrease in the amount of fines present in the reactor.

Scanning electron micrographs of the above mentioned untreated and heat treated on-line catalyst particle samples are presented in Micrographs 1 and 2 respectively. The absence of fine catalyst particles in the heat treated sample is once again obvious for the heat treated version.

EXAMPLE 5

This example shows that there is a marked increase in activity of standard self-supported precipitated iron-based Fischer-Tropsch catalyst particles upon heat treatment. This is elegantly illustrated in Graph 3. The catalyst activity shows a continuous increase after the change to heat treated catalyst particles which is indicated by a vertical bar in Graph 3.

EXAMPLE 6

This example illustrates that removal of residual moisture from freshly prepared catalyst particles does not lead to mechanically stronger catalyst particles.

A sample of untreated standard catalyst particles was treated in a vacuum oven at 100°C until the moisture content was half the original value. Both the untreated and the vacuum dried samples were subsequently subjected to a Jet Impingement (JI) test in order to measure their mechanical strength. The results are compared with a heat treated example in Table 5.

CLAIMS

1. A method of producing self-supported precipitated iron-based catalyst particles for use in a Fischer-Tropsch slurry-bed process, the said particles being breakage resistant and thus, in-use, inhibiting the formation of catalyst fines, the method including the heat treatment of the said particles at a temperature of at least 300°C.
2. A method as claimed in claim 1 wherein the heat treatment of the said catalyst particles is carried out at a temperature of between 320 °C and 500 °C.
3. A method as claimed in claim 2, wherein the heat treatment of the said catalyst particles is carried out at a temperature of between 360 °C and 390 °C.
4. A method as claimed in claim 3, wherein the heat treatment of the said catalyst particles is carried out at a temperature of 380 °C.
5. A method of producing self-supported precipitated iron-based Fischer-Tropsch catalyst particles for use in a Fischer-Tropsch slurry-bed process, the said catalyst particles having superior synthesis performance or activity under low temperature Fischer-Tropsch operating conditions, the method including the heat treatment of the said catalyst particles at a temperature of at least 300 °C.

6. A method as claimed in claim 5, wherein the heat treatment temperature is between 320 °C and 500 °C.
7. A method as claimed in claim 6, wherein the heat treatment temperature is between 360 °C and 390 °C.
8. A method as claimed in claim 6, wherein the heat treatment temperature is 380 °C.
9. A method as claimed in any one of the preceding claims, in which the said catalyst particles are maintained at the heat treatment temperature for at least 0.1 hours.
10. A method as claimed in claim 9, in which the said catalyst particles are maintained at the heat treatment temperature for between 0.5 and 4 hours.
11. A method of producing self-supported precipitated iron-based catalyst particles for use in a Fischer-Tropsch slurry-bed process, the said catalyst particles having superior synthesis performance or activity under low temperature Fischer-Tropsch operating conditions and being breakage resistant and thus, in-use, inhibiting the formation of catalyst fines, the method including the heat treatment of the said particles at a temperature of at least 300°C.

12. A method as claimed in claim 11, wherein the heat treatment temperature is between 320 °C and 500 °C.

13. A method as claimed in claim 12, wherein the heat treatment temperature is between 360 °C and 390 °C.

14. A method as claimed in claim 13, wherein the heat treatment temperature is 380 °C.

15. Self-supported precipitated iron-based Fischer-Tropsch catalyst particles for use in a Fischer-Tropsch slurry-bed process, which particles are produced according to a method as claimed in any one of claims 1 to 14.

16. A method of maintaining the performance of a solid separation system of a Fischer-Tropsch process slurry-bed reactor where reduction in performance is caused by an increase in catalyst particle fines in the slurry-bed reactor, the method including the use of the said catalyst particles as claimed in claim 15.

17. A process for synthesis of syncrudes and/or chemicals, the process comprising the step of contacting a suitable synthesis gas, at suitable temperatures and pressures in a Fischer-Tropsch slurry-bed reactor, with self-supported precipitated iron-based Fischer-Tropsch catalyst particles as claimed in claim 15.

18. A method of producing self-supported precipitated iron-based catalyst particles for use in a Fischer-Tropsch slurry-bed process, the said particles being breakage resistant and thus, in-use, inhibiting the formation of catalyst fines, as claimed in claim 1, substantially as herein described and illustrated.

19. A method of producing self-supported precipitated iron-based Fischer-Tropsch catalyst particles for use in a Fischer-Tropsch slurry-bed process, the said catalyst particles having a superior synthesis performance or activity under low temperature Fischer-Tropsch operating conditions, as claimed in claim 5, substantially as herein described and illustrated.

20. Self-supported precipitated iron-based Fischer-Tropsch catalyst particles for use in a Fischer-Tropsch slurry-bed process as claimed in claim 15, substantially as herein described and illustrated.

21. A method for maintaining the performance of a solid separation system of a Fischer-Tropsch process slurry-bed reactor as claimed in claim 16, substantially as herein described and illustrated.

22. A process for synthesis of syncrudes and/or chemicals, substantially as herein described and illustrated.

23. A new method of producing self-supported precipitated iron-based catalyst particles for use in a Fischer-Tropsch slurry-bed, new self-supported iron-based catalyst particles, a new process for synthesis of syncrudes and/or chemicals, or a new method of maintaining the performance of a solid separation system of a Fischer-Tropsch process slurry bed reactor, substantially as herein described.

Table 1: Catalyst physical properties as a function of calcination temperature

Sample	Calc.temp °C	Area m ² /g	Pore vol cc/g	% fines < 22µm after JI
Pilot Plant catalyst	uncalc	288	0.03	11.6
	300	286	0.64	2.8
	400	262	0.63	3.7
	500	243	0.60	2.1
Pilot Plant Rotary Kiln				
Commercial catalyst	uncalc	293	0.62	11.4
	300	267	0.61	1.1
	400	247	0.67	1.6
	500	225	0.60	1.9
Pilot Plant Rotary Kiln				
Commercial catalyst	uncalc	289	0.60	12.2
	385	241	0.54	5.8

Table 2: Behaviour after repeated jet impingement

	Increase in % fines < 22µm	
	Uncalcined	Calcined at 300°C
Before Jet Impingement	0	0
After Jet Impingement 1	11.6	2.8
After Jet Impingement 2	29.4	18.5
After Jet Impingement 3	22.4	19.5

Table 3: Mössbauer spectroscopic parameters

	Uncalcined sample	Calcined sample
Hyperfine field (H) (T)	517.6	515.3
	496.9	495.3
	473.8	472.6
	444.4	442.5
Isomer shift (δ_1) (mm.s ⁻¹)	0.757	0.761
	0.744	0.742
	0.717	0.711
	0.678	0.669
Quadropole splitting (ΔE_Q) (mm.s ⁻¹)	0.010	0.009
	0.018	0.013
	0.024	0.026
	0.021	0.024

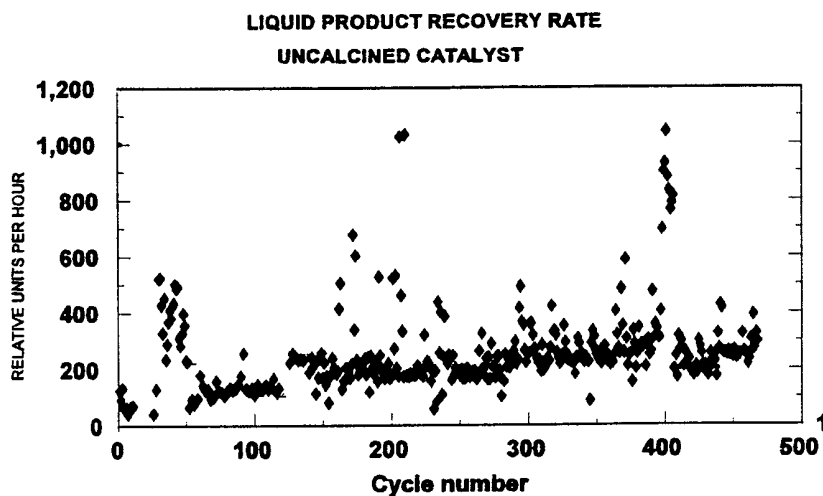
Table 4: On line quantification of catalyst fines

Particle diameter (μm)	Volume(% <)	
	Uncalcined catalyst	Calcined catalyst
22	10.1	0.28
11	5.6	0.16
4	1.9	0.02

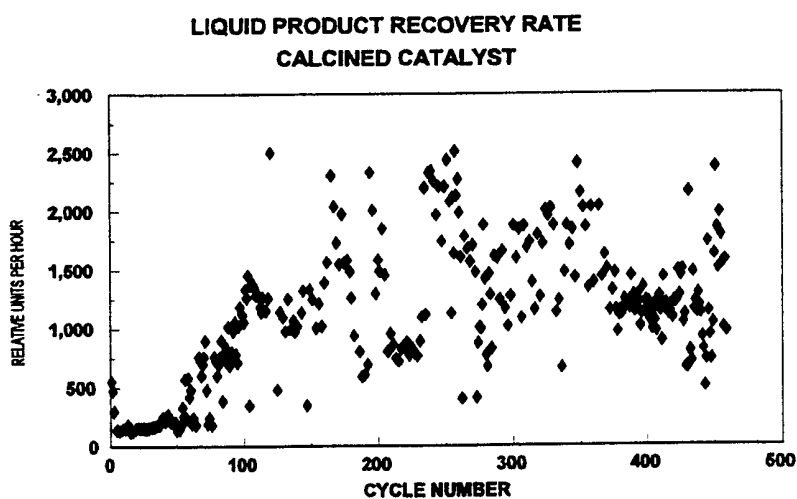
Table 5: Mechanical strength of dried samples

Sample	% Moisture	% fines < 22 μm after J1
Standard	2.7	9.7
Dried	1.0	7.0
Calcined	1.3	1.5

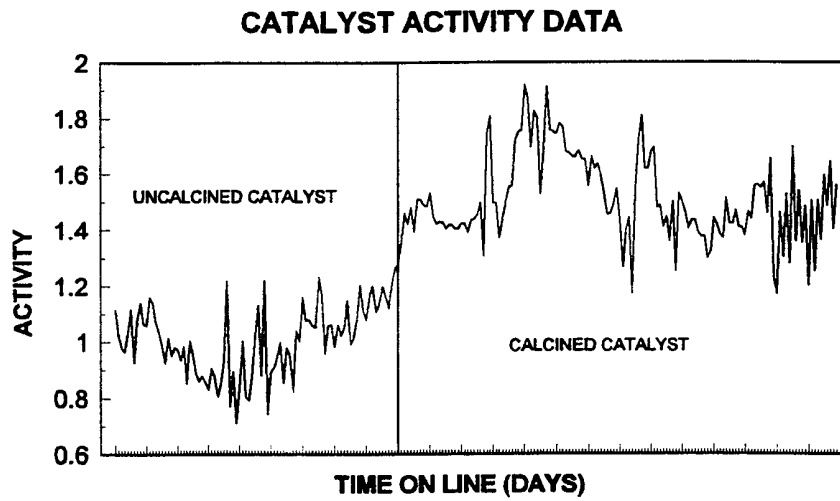
Graph 1: Solid separation performance of uncalcined catalyst



Graph 2: Solid separation performance of calcined catalyst




Graph 3: Increase in catalyst activity after addition of calcined catalyst

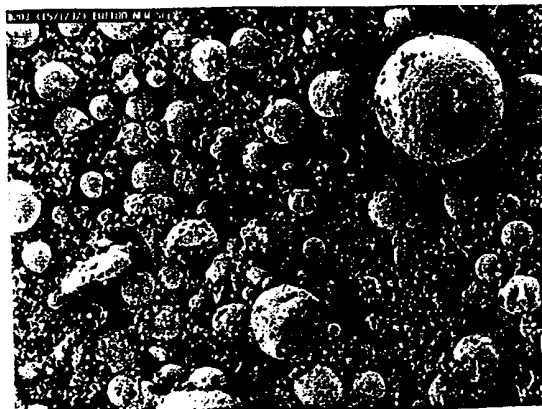


Micrograph 1: On line uncalcined catalyst particles

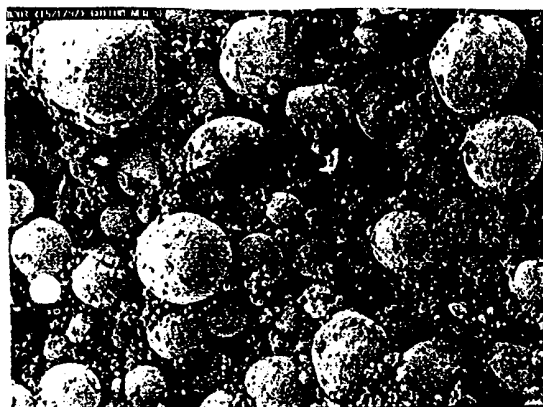
X100



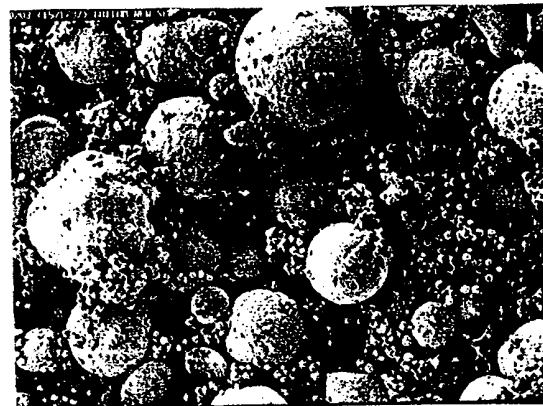
X150



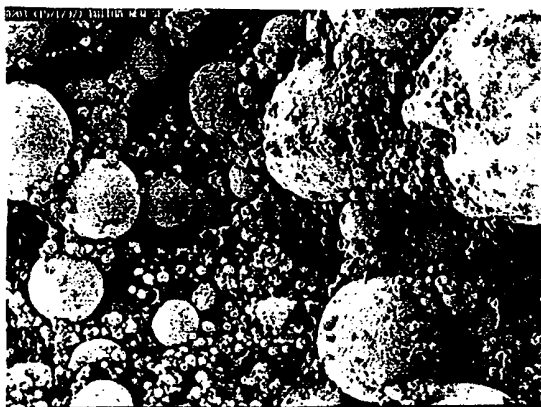
X200



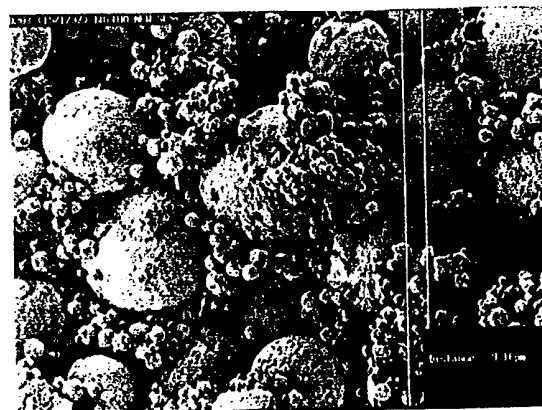
X250




X300




X500




X100



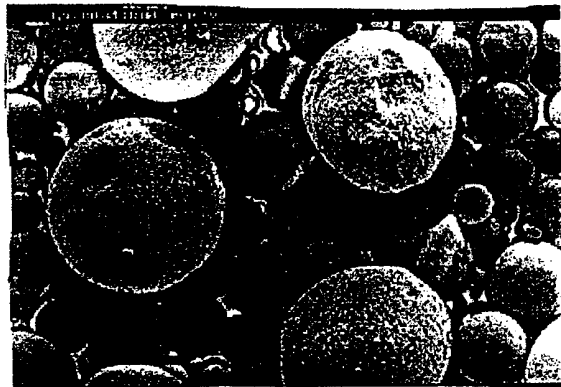
X150




X200




X250



X300



X500



INTERNATIONAL SEARCH REPORT

International Application No

PCT/GB 98/03004

A. CLASSIFICATION OF SUBJECT MATTER

IPC 6 B01J23/745 C10G2/00 C07C1/04

According to International Patent Classification (IPC) or to both national classification and IPC

B. FIELDS SEARCHED

Minimum documentation searched (classification system followed by classification symbols)

IPC 6 B01J C10G C07C

Documentation searched other than minimum documentation to the extent that such documents are included in the fields searched

Electronic data base consulted during the international search (name of data base and, where practical, search terms used)

C. DOCUMENTS CONSIDERED TO BE RELEVANT

Category	Citation of document, with indication, where appropriate, of the relevant passages	Relevant to claim No.
A	US 5 324 335 A (YAKOBSON DENNIS L ET AL) 28 June 1994 cited in the application see claim 1 see column 9, line 21 - column 10, line 27 ---	1,5,11, 15-23
A	US 5 504 118 A (YAKOBSON DENNIS L ET AL) 2 April 1996 cited in the application see claim 1 -----	1,5,11, 15-23

Further documents are listed in the continuation of box C.

Patent family members are listed in annex.

° Special categories of cited documents :

"A" document defining the general state of the art which is not considered to be of particular relevance

"E" earlier document but published on or after the international filing date

"L" document which may throw doubts on priority claim(s) or which is cited to establish the publication date of another citation or other special reason (as specified)

"O" document referring to an oral disclosure, use, exhibition or other means

"P" document published prior to the international filing date but later than the priority date claimed

"T" later document published after the international filing date or priority date and not in conflict with the application but cited to understand the principle or theory underlying the invention

"X" document of particular relevance; the claimed invention cannot be considered novel or cannot be considered to involve an inventive step when the document is taken alone

"Y" document of particular relevance; the claimed invention cannot be considered to involve an inventive step when the document is combined with one or more other such documents, such combination being obvious to a person skilled in the art.

"&" document member of the same patent family

Date of the actual completion of the international search

8 February 1999

Date of mailing of the international search report

16/02/1999

Name and mailing address of the ISA

European Patent Office, P.B. 5818 Patentlaan 2
NL - 2280 HV Rijswijk
Tel. (+31-70) 340-2040, Tx. 31 651 epo nl,
Fax: (+31-70) 340-3016

Authorized officer

De Herdt, 0

INTERNATIONAL SEARCH REPORT

Information on patent family members

International Application No

PCT/GB 98/03004

Patent document cited in search report	Publication date	Patent family member(s)	Publication date
US 5324335 A	28-06-1994	WO 9520558 A	03-08-1995
		AU 6028894 A	15-08-1995
		US 5504118 A	02-04-1996
		US 5645613 A	08-07-1997
		US 5621155 A	15-04-1997
		US 5506272 A	09-04-1996
		US 5543437 A	06-08-1996
		US 5500449 A	19-03-1996
		US 5620670 A	15-04-1997
		US 5763716 A	09-06-1998
		AU 697448 B	08-10-1998
		US 5504118 A	02-04-1996
US 5506272 A	09-04-1996		
US 5500449 A	19-03-1996		
AU 6028894 A	15-08-1995		
WO 9520558 A	03-08-1995		
US 5645613 A	08-07-1997		
US 5621155 A	15-04-1997		
US 5543437 A	06-08-1996		
US 5620670 A	15-04-1997		
US 5763716 A	09-06-1994		