

32	Rohr Sechskantmaße 1 1/2 x 1 1/2 DIN 18	48	St. 38.8	3
92	" " " " " " " "	47	" "	21
160	" " " " " " " "	46	" "	139
2	Ringsegmente 200-100-42-2639 kg	21a	St. 37	595
8	Blindflanschen 130φ 122 d.h.	45	St. 37	10
8	Dichtungen 130φ 122 d.h.	44	Klingert	
6	" " " " " " " "	43	" "	5
2	Mantelbleche 4392-1875-10 Schub II	42a	St. 37	1318
16	Handgriffe 14903	41	St. 37	10
6	Deckel 395φ 152 d.h.	39	St. 37	86
6	" " " " " " " "	38	" "	458
6	" " " " " " " "	37	" "	152
8	Norschweißflanschen 40 DIN 2632	36	St. 38.8	27
6	" " " " " " " "	35	" "	350
6	" " " " " " " "	34	" "	95
4	" " " " " " " "	33	" "	181
8	" " " " " " " "	32	" "	373
8	Nahtlöses Dampfrohr 100-100-103 52 DIN 244 St. 0029	31	" "	5
64	" " " " " " " "	30	" "	173
6	Rohr-Stützen 265φ 2501φ 10 Z. Blech	29	St. 37	71
4	" " " " " " " "	28	" "	563
8	Rohr-Stützen 215φ 1601φ 10 Z. Bl.	28	" "	294
32	Gerüststaken φ 80-12	27	St. 37	63
8	Laschen 200-100-14	26	St. 37	258
12	" " " " " " " "	25	" "	387
4	" " " " " " " "	24	" "	189
4	Ring-Segmente 200-100-42	23	" "	1085
4	" " " " " " " "	22	" "	1090
6	" " " " " " " "	21	" "	1635
6	" " " " " " " "	20	" "	1085
4	" " " " " " " "	19	" "	1090
2	Mantelbleche 4392-1875-10 Schub I	18	" "	1340
6	" " " " " " " "	17	" "	3942
6	" " " " " " " "	16	" "	1341
2	" " " " " " " "	15	" "	3951
6	" " " " " " " "	14	" "	4306
6	" " " " " " " "	13	" "	3942
6	" " " " " " " "	12	" "	3951
6	" " " " " " " "	11	" "	4316
6	" " " " " " " "	10	" "	3940
6	" " " " " " " "	9	" "	5080
6	" " " " " " " "	8	" "	1348
6	" " " " " " " "	7	" "	3940
8	" " " " " " " "	6	" "	5144
1	" " " " " " " "	5	" "	652
1	" " " " " " " "	4	" "	639
1	" " " " " " " "	3	" "	639
1	" " " " " " " "	2	" "	1241
1	" " " " " " " "	1	" "	1241

Stemmkante an den Mantelblechen
nur außen anarbeiten!

Diese spezialisierte Montage ist auf
Montage zuerst zu verschrauben, dann wird
der Rohr eingeschweißt und nach dem Schweißen
die Niste geschliffen!

2 Generatormäntel
mit Stützen.

Zerchnungs-Registrierung
MTA Böhlen

5A57488

13. Dez. 1935

BERG-BAU-ANSTALT
ARTISAN-GESELLSCHAFT
BERLIN

Nietnähte und Niete auf Montage
außengedrückt zu verstehen!

Alle Stützen elektrisch schweißen!

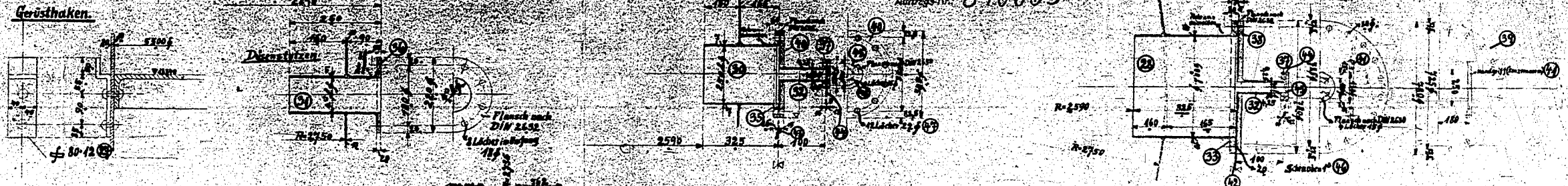
Alle Mannlöcher und Stützen außer
Stützen Nr. 1 & 2, sind in der Werkstatt
maßgerecht und genau ausgerichtet in die
Mantelbleche einzuschweißen!

Gerüststaken


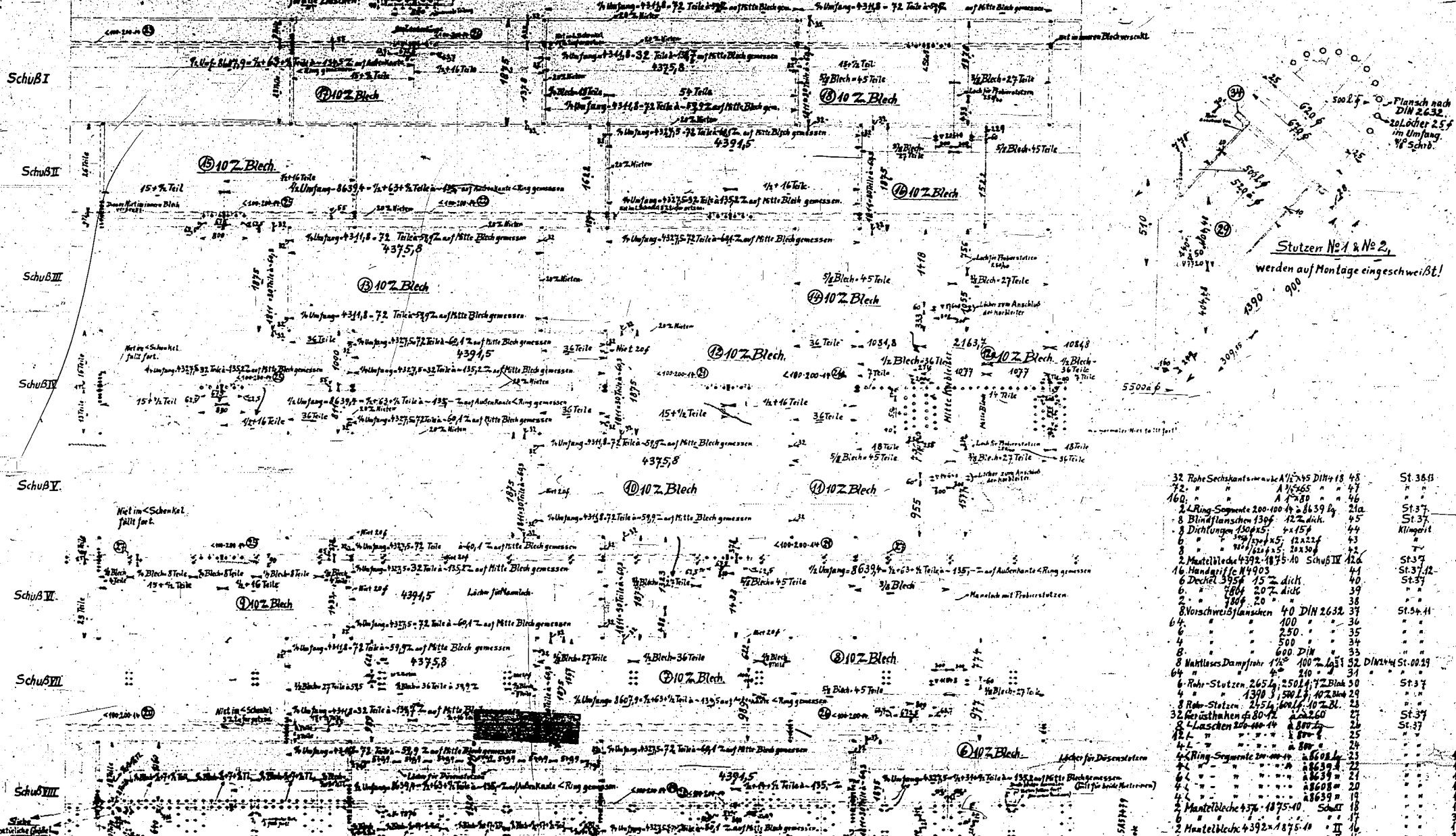
Stützenbohlen

Mannloch

840065



Ansicht von außen!



32 Röhre Sechskant 200-100-14-18	St. 38.8	3
72 " " " " " " " "	" "	21
160 " " " " " " " "	" "	139
2 L-Ring-Segmente 200-100-14-18	St. 37	545
8 Blindflanschen 130-62	St. 37	40
8 Dichtungen 130-62	Klingorit	5
6 " " " " " " " "	" "	5
2 Mantelbleche 4392-1875-10	St. 37	1318
16 Handgriffe 14903	St. 37	41
6 Dechel 3954 15 mm d. d. d.	St. 37	40
6 " " " " " " " "	" "	39
2 " " " " " " " "	" "	38
8 Vorschweißflanschen 40 DIN 2632	St. 37	17
64 " " " " " " " "	" "	320
4 " " " " " " " "	" "	95
4 " " " " " " " "	" "	148
8 " " " " " " " "	" "	373
8 Nahltes Dampfrohr 1 1/2" 100% L 32 DIN 244	St. 00.29	5
64 " " " " " " " "	" "	173
4 Rohr-Stützen 265 L 250 L 172 Bl. 20	St. 37	71
6 " " " " " " " "	" "	363
8 Rohr-Stützen 255 L 600 L 10 Z. Bl.	" "	294
32 Gerüststaken 80-12	St. 37	63
8 Laschen 200-100-14	St. 37	259
42 L " " " " " " " "	" "	387
42 L " " " " " " " "	" "	182
4 C-Ring-Segmente 200-100-14	St. 37	1880
4 " " " " " " " "	" "	1635
4 " " " " " " " "	" "	1985
4 " " " " " " " "	" "	1990
4 Mantelbleche 437-1875-10	St. 37	1310
2 Mantelbleche 4392-1875-10	St. 37	1318
2 " " " " " " " "	" "	1318