

# United States Patent [19]

Dyer et al.

[11] Patent Number: **4,670,472**

[45] Date of Patent: **Jun. 2, 1987**

[54] FISCHER-TROPSCH PROCESS

[75] Inventors: **Paul N. Dyer**, Allentown; **Ronald Pierantozzi**, Orefield; **Howard P. Withers**, Douglassville, all of Pa.

[73] Assignee: **Air Products and Chemicals, Inc.**, Allentown, Pa.

[21] Appl. No.: **862,744**

[22] Filed: **May 13, 1986**

### Related U.S. Application Data

[63] Continuation-in-part of Ser. No. 741,403, Jun. 5, 1985, Pat. No. 4,619,910.

[51] Int. Cl.<sup>4</sup> ..... **C07C 1/04**

[52] U.S. Cl. .... **518/700; 518/715; 518/721**

[58] Field of Search ..... **518/700, 715, 721**

[56] References Cited

### U.S. PATENT DOCUMENTS

4,499,209 2/1985 Hock et al. .... 518/707  
4,605,680 8/1986 Beuther et al. .... 518/715

*Primary Examiner*—Howard T. Mars  
*Attorney, Agent, or Firm*—Will Jones, II; E. Eugene Innis; James C. Simmons

[57] **ABSTRACT**

A Fischer-Tropsch process utilizing a product selective and stable catalyst by which synthesis gas, particularly carbon-monoxide rich synthesis gas is selectively converted to higher hydrocarbons of relatively narrow carbon number range is disclosed. In general, the selective and notably stable catalyst, consist of an inert carrier first treated with a Group IV B metal compound (such as zirconium or titanium), preferably an alkoxide compound, and subsequently treated with an organic compound of a Fischer-Tropsch metal catalyst, such as cobalt, iron or ruthenium carbonyl. Reactions with air and water and calcination are specifically avoided in the catalyst preparation procedure.

**2 Claims, No Drawings**

## FISCHER-TROPSCH PROCESS

This invention was made under DOE Contract No. DE-AC22-80PC30021 and is subject to government rights arising therefrom.

This application is a continuation-in-part of U.S. Ser. No. 741,403, filed June 5, 1985, now U.S. Pat. No. 4,619,910.

## TECHNICAL FIELD

This invention relates to a process for the selective conversion of synthesis gas to hydrocarbons of relatively narrow carbon number ranges and to catalysts therefor.

## BACKGROUND OF THE INVENTION

Production of hydrocarbon liquid fuels from coal may be accomplished, in part, by the Fischer-Tropsch catalyzed synthesis of hydrocarbons from synthesis gas (CO+H<sub>2</sub>) produced by coal gasification. The Fischer-Tropsch synthesis (or conversion), however, is unselective in nature, producing molecules with carbon numbers typically in the range 1-40 in proportions controlled by process kinetics. Process efficiency would be enhanced by selective conversion of the synthesis gas to relatively narrow carbon number range hydrocarbons within the general range of C<sub>4</sub>-C<sub>25</sub> hydrocarbons.

Fischer-Tropsch conversion of synthesis gas has heretofore been conducted both in fixed bed, gas-solid reactors, gas entrained fluidized bed reactors and in slurry phase reactors. The former is described by H. H. Storch, et al. in "The Fischer-Tropsch and Related Syntheses," Wiley, 1951, while the latter is described in Kolbel, et al., *Catalysis Review Science and Engineering*, 1980, 21, page 225, Poutsma (ORNL-5635, 1980), "Assessment of Advanced Process Concepts for the Liquefaction of Low H<sub>2</sub>/CO Ratio Synthesis Gas" and Deckwer, et al., *Industrial Engineering Chemical Process Design Developments*, 1982, Volume 21, pages 222 and 231. The latter references in particular indicate the potential incentive for using high CO/H<sub>2</sub> ratio synthesis gas (sometimes referred to as "syngas") in liquid phase slurry reactors. More recently, Satterfield, et al., *Industrial Engineering Chemical Process Design Development*, 1982, Volume 21, page 465, described literature on product distribution in Fischer-Tropsch syntheses, particularly slurry reactors using iron catalysts. All of these analyses indicate that the product selectivity in such syntheses follows a predicted Schulz-Flory distribution, characterized by a chain growth probability factor, alpha, and that any reported deviations in publications concerning the Fischer-Tropsch process are probably due to experimental artifacts.

The maximum fuel product fractions predictable from the Schulz-Flory distribution, together with an indication of methane and C<sub>26</sub>+ fraction are as follows:

	Schulz-Flory Maxima				
	Alpha	C <sub>1</sub> wt %	C <sub>5-11</sub> wt %	C <sub>9-25</sub> wt %	C <sub>26+</sub> wt %
Gasoline Range	0.76	5.8	47.6	31.8	0.7
Diesel Range	0.88	1.4	31.9	54.1	12.9

In general, prior publications indicate that most Fischer-Tropsch products adhere to the Schulz-Flory distribution, regardless of catalyst type. Satterfield, et

al. specifically concluded that the distribution generally held for iron based Fischer-Tropsch catalyst with values of alpha ranging from 0.55 to 0.94. Short term success in selective syngas conversion, by utilization of a proposed metal particle size effect or by use of CO<sub>2</sub>(-CO)<sub>8</sub> on alumina or ruthenium in zeolites of selective pore size distribution, for example, has been reported by Nijs, et al., *Journal of Catalysis*, 1980, Volume 65, page 328 and Blanchard, *J.C.S. Chem. Comm.*, 1979, page 605. However, none of these previous attempts has produced a stable selectivity over a period of time, the observed selectivity in each case disappearing over a period of hours and reverting to the expected Schulz-Flory distribution.

In addition to the foregoing, the following patents have been considered specifically in regard to the patentability of the present invention.

U.S. Pat. No. 4,219,477—Wheelock describes a hydrocarbon reforming catalyst and the process for its preparation. The catalyst is comprised of a Group VIII metal, preferably in Group VIII noble metal, deposited on an alumina support previously treated with a solution of Group IV B compound (a compound of titanium, zirconium, or hafnium, such as an alkoxide according to the specification of this patent); for example, the alumina catalyst base is contacted in a hydrocarbon solution of zirconium propoxide. In the preparation of this catalyst according to the Wheelock patent, the alkoxide-treated alumina catalyst base is dried and calcined in a moist atmosphere, treated in an atmosphere of 50-100% relative humidity at 60°-90° F. (sufficient to form a metal oxide) and then calcined at between 800° and 1,800° F. The Group VIII metal is then impregnated into the support in the form of a salt or complex and the catalyst is dried at 150°-300° F. in the presence of nitrogen or oxygen or both, followed by calcination at 500°-1,000° F. The Group VIII metal impregnation and subsequent calcination may be conducted in the presence of oxygen or in an inert gas atmosphere.

U.S. Pat. No. 4,385,193—Bijwarrrd, et al. relates to a process for the preparation of middle distillates by a conventional Fischer-Tropsch first stage and a hydro-reforming second stage. Suitable catalysts for the first stage are prepared by impregnation of a porous carrier, with one or more aqueous solutions of salts of Fischer-Tropsch metals and promoters. The promoters include Group IV B metals (e.g., zirconium) and the supports include alumina. A particular example is cobalt/zirconium/silicon oxide, prepared by impregnation of the silica with an aqueous solution of a cobalt and a zirconium salt, followed by drying, calcining at 500° C. and reduction at 280° C. No indication is given in the patent of any selectivity of the catalyst for the Fischer-Tropsch reaction.

U.S. Pat. Nos. 3,980,583, 4,393,225, and 4,400,561 to Mitchell, et al. claim catalysts for hydro-formylation and the Fischer-Tropsch reaction, prepared from SiO<sub>2</sub>, Al<sub>2</sub>O<sub>3</sub>, or an alumino-silicate, which may be combined with a Group IV metal oxide. The support is functionalized with an amine which binds the catalytic Group VIII metal to the surface.

In addition, it is otherwise well-known that ruthenium is useful as a Fischer-Tropsch catalyst.

Other recent literature, Basset, *J.C.S. Chem. Comm.*, 1980, 154, has shown that catalyst prepared by the deposition of [Fe<sub>3</sub>(CO)<sub>12</sub>] onto an inorganic oxide support such as Al<sub>2</sub>O<sub>3</sub>, MgO and La<sub>2</sub>O<sub>3</sub> followed by thermal

decomposition results in the formation of a metal catalyst with a particle size distribution centered around 14 Å. This catalyst is said to result in the selective synthesis of propylene from H<sub>2</sub> and CO with propylene selectivities as high as 40% reported. Although the catalyst gives unusual selectivity to a fairly narrow range of products, its lifetime is short. After about six hours on stream, the catalyst begins to sinter and the selectivity drops off dramatically to give a more conventional Schulz-Flory distribution of hydrocarbons.

According to *New Synthesis With Carbon Monoxide*, J. Falbe (Springer-Verlag), 1980, metallic ruthenium will catalyze the formation of very high molecular weight hydrocarbons which are similar to polyethylene and are generally referred to as polymethylene. This process, however, only results in high molecular weights which the pressure is 1,000 to 2,000 atm. (103,000 to 206,000 kPa) and at temperatures of about 200° C.

U.S. Pat. No. 2,632,014 discloses reacting carbon monoxide and hydrogen in CO:H<sub>2</sub> molar ratio of greater than 1:1, in the presence of water and a ruthenium catalyst, at a pressure within the range of 100 to 3,000 atm. and at a temperature of 150° to 300° C. Furthermore, the pH must be maintained below about 1. The catalyst may comprise a ruthenium-containing substance deposited on a support such as alumina.

For the synthesis of hydrocarbons from carbon monoxide and hydrogen, numerous patents (such as U.S. Pat. No. 2,284,468) disclose the use of a promoter such as an oxide of vanadium, cerium, iron, thorium, cobalt, chromium, barium, strontium, calcium, manganese, magnesium, zinc, lead, molybdenum, copper, zirconium or aluminum in combination with ruthenium catalysts.

U.S. Pat. No. 4,088,671 discloses the use of a ruthenium promoted cobalt catalyst in the synthesis of higher hydrocarbons from carbon monoxide and hydrogen. In a low pressure synthesis gas process the catalyst is said to result in the substantial elimination of methane in the product with a simultaneous shift to the production of a higher carbon number product having a lower olefin content. The catalyst may be applied to a suitable support material such as alumina, boria, zinc oxide, magnesia, calcium oxide, strontium oxide, barium oxide, titania, zirconia and vanadia.

U.S. Pat. No. 4,269,784 discloses a homogenous process for preparing C<sub>9</sub> to C<sub>60</sub> hydrocarbons from carbon monoxide and water using a water-soluble ruthenium catalyst. The ruthenium catalyst may be a simple salt such as a halide, acetylacetonate or a complex salt of the formula [RuL<sub>6</sub>]<sup>n</sup> where L is a neutral or charged ligand and n is the charge on the complex.

British Pat. No. 2,130,113 (published May 31, 1984, priority date Nov. 22, 1982) and U.S. Pat. No. 4,499,209—Hoek, et al. discloses a Fischer-Tropsch catalyst with C<sub>3</sub>–C<sub>5</sub> selectivity. The catalyst uses a silica base, which is impregnated with an organic solution of, for example, zirconium or titanium propoxide and calcined. Cobalt is then deposited, as cobalt nitrate for example, from aqueous solution and is calcined.

U.S. Pat. Nos. 4,413,064 and 4,493,905—Beuther, et al. (filing date Oct. 13, 1981, issue dates Nov. 1, 1983 and Jan. 15, 1985, respectively) disclose a Fischer-Tropsch catalyst, selective for the production of diesel fuel, based on a gamma or eta alumina support on which is deposited (a) cobalt and a Group IV B metal salt from a nonaqueous organic impregnant solution or (b) in a two-step process, preferably without calcination, cobalt

(from an aqueous solution of, for example, cobalt nitrate) and then, from a nonaqueous organic solution, a ruthenium salt and a Group IV B metal oxide, the preferred oxides including ZrO<sub>2</sub> and TiO<sub>2</sub>.

Notwithstanding the foregoing teachings, there remains a need for a selective, stable process and catalyst by which synthesis gas may be selectively converted to narrow carbon number range hydrocarbons.

#### SUMMARY OF THE INVENTION

In accordance with the present invention, synthesis gas, and particularly CO-rich syngas (i.e. with a CO:H<sub>2</sub> mole ratio of 1:1 to 3:1), is subjected to Fischer-Tropsch catalysts, preferably in an otherwise conventional slurry phase reaction, with a stable enhanced selectivity for conversion of the synthesis gas to hydrocarbon product of relatively narrow carbon number ranges by the utilization of a Fischer-Tropsch catalyst formulated as follows:

Solid alumina catalyst base particles or alternatively other metal oxide catalyst base particles such as silica or magnesium oxide are treated in the absence of air and water with an organic solution of a decomposable organic compound or salt of a Group IV B metal alkoxide, preferably zirconium but possibly titanium or hafnium and preferably a propoxide. The treated catalyst particles are then in turn impregnated with an organic solution of a decomposable organic compound or salt or mixtures thereof of a product selective catalytic metal, namely, cobalt, iron or ruthenium. The preferred decomposable compounds are the carbonyls of cobalt, iron or ruthenium.

The catalyst preparation conditions, the compounds utilized in catalyst preparation, and the slurry phase Fischer-Tropsch reaction conditions all have some effect on the selectivity of the catalyst in the Fischer-Tropsch reaction. In general, the iron carbonyl treated catalyst tends to be selective for C<sub>4</sub> and C<sub>5</sub> hydrocarbons, the ruthenium treated catalyst tends to be selective for gasoline range hydrocarbons, such as C<sub>5</sub>–C<sub>11</sub> compounds and the cobalt-treated catalyst tends to be selective for the diesel fuel range of product, namely C<sub>9</sub>–C<sub>25</sub>.

As contrasted with most of the prior art process and catalysts discussed above, calcination, oxidation, and water reaction (hydrolysis) with the catalyst is specifically avoided. The final step in catalyst preparation in each case is essentially a reduction or preactivation of the catalyst in a fixed bed reactor, exposing the catalyst to synthesis gas at slightly elevated pressure and temperature, on the order of 100–200 psig and stagewise temperature increases from about 220°–270° C.

The group IV B metal comprises 1–20 weight % of the catalyst and the amount of Fischer-Tropsch catalytic metal, i.e. cobalt, iron or ruthenium, is in the range of 0.1–10 wt% of the catalyst.

For a better understanding of this invention, reference may be made to the detailed description thereof which follows, taken together with the subjoined claims.

#### DETAILED DESCRIPTION OF THE INVENTION

The oxide support materials which may be used in the catalyst of the invention are those inorganic metal oxides which are typically used as catalytic support materials. For example, such support materials include the oxides of the metals of Groups II, III, IV, V, and VIA

of the Periodic Table. The oxides of the metals of Groups II, III B and IV B are preferred. These include alumina, boria, zinc oxide, magnesia, calcium oxide, strontium oxide, barium oxide, titania, zirconia and vanadia. The most preferred support is alumina. A combination of metal oxides, such as silica-alumina, can be employed. The supports can be synthetically prepared or can be naturally occurring support materials, such as the naturally occurring clays. Specific examples of other suitable supports include kieselguhr, diatomaceous earth, zeolites, silica, thoria, zirconia, and mixtures of the above.

In making the catalyst of the present invention, the above-referenced support material is treated in the absence of oxygen and water, with a nonaqueous, typically organic, solution of an organic compound or salt of a Group IV B metal, zirconium, titanium or hafnium or a combination thereof, compound, preferably an organo compound of zirconium to provide a support containing from 1 to 20 wt% of the Group IV B metal. The most preferred material is an organo-zirconium compound.

Preferably, the organic radical is an alkoxide radical such as ethoxide, propoxide, isopropoxide and the like. Although alkyl compounds may also be used, they are likely to be less effective. In any event, the organic part of the compound should be decomposable, i.e., adapted to be driven off at moderate elevated temperature, i.e. below that of the syngas conversion reaction, to leave a dispersed metallic residue. Examples of suitable organo-Group IV B metal compounds useful in the practice of the invention include zirconium propoxide, zirconium ethoxide, titanium isopropoxide, titanium ethoxide, hafnium propoxide and the like, of which zirconium propoxide is preferred in the present invention. Typically the Group IV B metal compound is dissolved in a suitable solvent, such as cyclohexane, which is nonaqueous and nonreactive with the metal and the catalyst substrate. The catalyst support material is mixed with the solution, then removed and exposed to a vacuum to remove remaining solvent.

Conventional catalyst preparation techniques such as mixing the solid catalyst support to the point of "incipient wetness" with the impregnant is used both with the Group IV B metal treatment and in the subsequent Fischer-Tropsch metal treatment.

The Group IV B metal compound treated catalyst is then treated in the absence of oxygen and water with a solution of a decomposable compound, typically an organometallic compound, of a selective Fischer-Tropsch catalyst metal, particularly including cobalt, iron or ruthenium. Other than carbonyls, which are preferred, compounds which may be used include acetate, pentanedionate, or other organic complexes or organometallic compounds of cobalt, iron or ruthenium, which decompose at moderate temperature, i.e. below that of the syngas conversion process, to leave a metallic residue. Preferably also, the amount of Fischer-Tropsch catalytic metal in the catalyst following such impregnation and drying is in the range of 0.1-10 wt%.

For impregnation of the catalyst, the metal compound is also dissolved in a suitable organic solvent such as cyclohexane. This impregnating solution is stirred with the previously treated oxide support material catalyst. After thorough mixing, the mixture is dried but not calcined. Preferably, drying is performed in vacuum at room temperature.

Thereafter, the catalyst may be conditioned for use by transfer in the absence of oxygen and water into a reactor, and introduction of the Fischer-Tropsch reaction media.

The catalyst of the present invention, produced as described above, may be utilized in a process, also in accordance with the present invention, to prepare high molecular weight hydrocarbons selectively with respect to the carbon number range of the hydrocarbons. The Fischer-Tropsch reaction conditions with which this catalyst may be used are generally relatively mild and may be selected so as to produce relatively low yields of methane while avoiding extremely high pressure process conditions.

In general, the Fischer-Tropsch function of the catalyst is combined with the polymerization function of the Group IV B compound impregnant on the catalyst.

The process then comprises reacting a hydrogen-carbon monoxide synthesis gas, preferably in a slurry phase reaction, with a CO to hydrogen ratio in the range of 1:2 to 3:1, preferably about 1.4:1 to 2:1, at a space velocity of about 200 hr<sup>-1</sup> to about 1000 hr<sup>-1</sup>, preferably about 300 hr<sup>-1</sup> to about 600 hr<sup>-1</sup>, over the catalyst of this invention, for a time sufficient to effect the production of the desired higher hydrocarbons under the reaction conditions. Reaction conditions include a temperature in the range of 200° to 350° C., preferably about 230° to 275° C. and at a pressure of about 100 to 1000 psig, preferably about 250 to 450 psig. While the above reaction conditions may have to be adjusted accordingly, it is possible also in some circumstances to utilize an equivalent amount of carbon dioxide for the carbon monoxide in the synthesis gas.

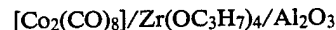
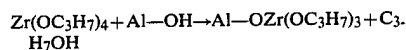
Specific examples of the present invention, utilizing cobalt carbonyl, ruthenium carbonyl and iron carbonyl, respectively, with zirconium propoxide and alumina catalyst support, are described below in Examples 1-3, together with representative data therefrom in numerous experimental runs utilizing materials of these examples. These data are set forth in Tables I-V.

#### EXAMPLE 1

##### Catalyst Preparation



$\text{Zr}(\text{OC}_3\text{H}_7)_4$  was reacted by mixture with  $\text{Al}_2\text{O}_3$  in cyclohexane in an inert atmosphere until a preselected proportional of  $\text{Zr}(\text{OC}_3\text{H}_7)_4$  was deposited on the alumina. The quantity of  $\text{Zr}(\text{OC}_3\text{H}_7)_4$  is selected such that essentially all of the Al-OH groups on the  $\text{Al}_2\text{O}_3$  are combined with Zr compounds, in accordance with the following reaction:



$[\text{Co}_2(\text{CO})_8]$  dissolved in hexane/toluene (volume ratio=1:1) was added to the  $\text{Zr}(\text{OC}_3\text{H}_7)_4$ -treated alumina prepared above, after it had been dried in vacuo, in several steps using incipient wetness methods in the absence of oxygen or water. After each addition of  $[\text{Co}_2(\text{CO})_8]$  the solvent was removed in vacuo along with any  $[\text{Co}_2(\text{CO})_8]$  that did not react with the surface.

##### Catalyst Testing Results

The catalyst was transferred to a fixed bed reactor, under an inert gas such as  $\text{N}_2$  in the absence of oxygen

or water or preactivated in the gas phase using 20% 1:1 CO/H<sub>2</sub> in N<sub>2</sub> at 175 psig and a GHSV (Gas Hourly Space Velocity) of 136 hr<sup>-1</sup> (volume gas-slurry/volume catalyst bed/hour), raising the bed temperature in 10° C. stages from 220° to 270° C. After cooling in N<sub>2</sub>, the activated catalyst (particle size <45 μm) was slurried in deoxygenated white paraffin oil (as commercially available from Fisher Scientific) and transferred to a 300 ml slurry reactor under a N<sub>2</sub> atmosphere. The final loading was 158 ml of a 15.07 wt% slurry containing 21.33 g of activated catalyst.

The slurried catalyst was then contacted with CO/H<sub>2</sub>, at mole ratios of about 1:1 and 2:1, at 217°–250° C., 300–500 psig, and 310–350 hr<sup>-1</sup> GHSV using stir speeds of 1200 and 1600 min<sup>-1</sup>. Several main sample points, with associated operating conditions, conversions, and feed ratios are listed in Table I.

TABLE I

Slurry Run Summary									
15.07 wt % Slurry of 18.0% [Co <sub>2</sub> (CO) <sub>8</sub> ]/Zr(OPr) <sub>4</sub> /Al <sub>2</sub> O <sub>3</sub>									
Sample #	Time hr	P psig	T °C.	GHSV hr <sup>-1</sup>	Stir Speed min <sup>-1</sup>	Fractional Conversion			Feed Ratio CO:H <sub>2</sub>
						CO + H <sub>2</sub>	CO	H <sub>2</sub>	
4	25.4	314	219.9	321.6	1200	0.201	0.128	0.272	0.97
8	48.9	312	218.9	318.5	1200	0.178	0.106	0.247	0.96
25	169.4	300	246.5	324.9	1600	0.418	0.269	0.563	0.97
29	193.3	302	250.0	348.3	1600	0.266	0.157	0.483	1.98

TABLE II

Summary of Slurry Phase Product Distribution Data					
Co <sub>2</sub> (CO) <sub>8</sub> /Zr/Al <sub>2</sub> O <sub>3</sub>					
Samples #	Product Distribution: wt %				
	C <sub>1</sub>	C <sub>2</sub> -C <sub>4</sub>	C <sub>5</sub> -C <sub>12</sub>	C <sub>12</sub> -C <sub>17</sub>	C <sub>18</sub> +
4	15.76	25.42	48.43	10.75	1.66
8	15.99	23.64	43.50	13.81	4.32
25	10.74	12.13	38.77	18.76	19.30
29	5.71	6.34	22.68	28.77	33.50

TABLE III

CO Conversion Rates Into Product Fraction						
(10 <sup>-4</sup> mol/min)						
Sample #	CO Conversion Rates					Total Hydrocarbons
	C <sub>1</sub>	C <sub>2</sub> -C <sub>4</sub>	C <sub>5</sub> -C <sub>11</sub>	C <sub>12</sub> -C <sub>17</sub>	C <sub>18</sub> +	
4	2.55	4.61	7.72	1.97	0.39	17.24
8	2.19	3.62	6.61	1.95	0.66	14.85
25	4.38	5.55	16.66	8.05	9.68	44.32
29	2.15	2.69	9.19	12.29	15.67	41.99

Product distribution data for the Samples listed in Table I are summarized in Table II. In addition, the rates of CO conversion into various product fractions for the samples referred to in Table II are listed in Table III. These rates may also be considered rates of formation for the various product fractions.

From this and other data, it is apparent that the catalyst was immediately active in the slurry phase at 220° C., 314 psig and 0.97 CO:H<sub>2</sub>, with a CO conversion of 12.58% (fractional conversion × 100) corresponding to an activity of 17.24 mol syngas/kg cat/hr (sample 4). Initially, the hydrocarbon product was close to a standard Schulz-Flory distribution, except for a higher CH<sub>4</sub> yield of 15.8% and a low C<sub>2</sub>. Approximately 48% of the deficiency in the C<sub>2</sub> hydrocarbon yield was accounted for by the production of C<sub>2</sub> oxygenates.

While these initial conditions were held essentially constant for 49 hours, the product distribution moved to higher molecular weight (sample 8). Although the over-

all activity decreased linearly by 15.4% over this period, the rates of formation of the C<sub>12-17</sub> and C<sub>18+</sub> fractions remained constant and increased respectively (Table III) corresponding to a progressive increase in the degree of polymerization from 0.73 to 0.80.

After 169 hours, with reaction conditions at 247° C. and 0.97 CO/H<sub>2</sub>, a catalyst activity of 44.9 mol syngas/kg cat/hr, was recorded corresponding to an overall conversion of 41.8% and a H<sub>2</sub> conversion of 56.3% (sample 25). However, product distribution (up to C<sub>36</sub>) approximated that predicted by the Schulz-Flory at c=0.87. Although this value of degree of polymerization is the theoretical optimum for the maximum yield of C<sub>10-20</sub> product (40 wt%) from a standard distribution, the anomalously high CH<sub>4</sub> yield of 10.7 wt% reduced the C<sub>10-20</sub> fraction to 30.6 wt%.

Note that Samples 4, 8 and 25 are illustrative of reac-

tion conditions including a CO:H<sub>2</sub> ratio actually slightly below 1:1.

When the CO/H<sub>2</sub> ratio was increased to 1.98 at comparable temperatures, further significant departures from the expected Schulz-Flory distribution appear. For example, the CH<sub>4</sub> yield was reduced from 10.7 to 5.7 wt% (Sample 25 compared to Sample 29). With this reduced formation of lighter fractions and corresponding increased rates for C<sub>12-17</sub> and C<sub>18+</sub>, a lower overall activity of 30.65 mol syngas/kg cat/hr was obtained. The deviation from the Schulz-Flory distribution in the diesel fuel range, as shown for example by sample 29, demonstrate selective conversion to hydrocarbons in the diesel fuel range. This is indicated specifically by the C<sub>12-17</sub> and C<sub>18+</sub> product fractions (28.77 and 30.50 wt% respectively), and the overall C<sub>9</sub>-C<sub>25</sub> product fraction (72.2 wt%).

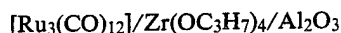
In general, this and other data demonstrates selective conversion, at a high CO:H<sub>2</sub> ratio, of synthesis gas to hydrocarbons in the diesel fuel carbon number range. The reduction of product above C<sub>26</sub> (as compared to an expected Schulz-Flory distribution) is an important feature of this catalyst for operation in the slurry phase. The buildup of undistilled heavier product in the slurry phase, and the need to withdraw slurry and catalyst to maintain a constant level, is minimized.

The effectiveness of this invention with Co<sub>2</sub>(CO)<sub>8</sub>/Zr/Al<sub>2</sub>O<sub>3</sub> is particularly notable. This catalyst is highly selective for diesel fuel (typically 67% C<sub>9</sub>-C<sub>25</sub>, when contacted with 2:1 CO/H<sub>2</sub> syngas in a slurry reactor system). The 67.3 wt% product obtained in the C<sub>9</sub>-C<sub>25</sub> range represents a 25% increase over what was previously thought to be a limit of 54.1% imposed by the Schulz-Flory distribution. This is particularly important, since the Fischer-Tropsch product, with its potential for high n-alkane yield, appears to be particularly well suited for the production of diesel fuel. Fischer-Tropsch catalysts prepared in accordance herewith, therefore, can overcome the limitations on the yield of

product fraction, e.g. fuels or lower molecular weight oxygenates, that were previously thought imposed by the standard Schulz-Flory distribution. The selectivity of the catalyst of this invention is retained as a function of time, and deactivation rates are low. The catalysts of this invention are also capable of accepting directly a high CO/H<sub>2</sub> ratio synthesis gas such as is produced by advanced generation coal gasifiers. The combination of selectivity, maintenance of that selectivity and the integration of the indirect liquefaction stage with the coal gasification stage that is made possible by the ability to accept CO-rich syngas directly without external shift, improves greatly the overall energy efficiency of the process.

### EXAMPLE 2

#### Catalyst Preparation



The catalyst was prepared by adding a hexane solution of [Ru<sub>3</sub>(CO)<sub>12</sub>] to the Zr(OC<sub>3</sub>H<sub>7</sub>)<sub>4</sub> support prepared as described in Example 1 above. The solvent was then removed in vacuo and the catalyst protected from air and water.

#### Catalyst Testing

The catalyst was activated in a fixed bed reactor by reaction with CO+H<sub>2</sub> prior to slurrying in the oil in the absence of air. The catalyst was treated with CO/H<sub>2</sub>=1:1, at GHSV=415 hr<sup>-1</sup>, P=350 psig and T=240° C. This activation was continued for 190 minutes. The catalyst was then loaded into the oil under a N<sub>2</sub> atmosphere. The resulting slurry contained 12.22 wt% catalyst. The product distributions and catalyst testing results are summarized in Table IV.

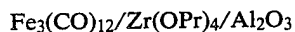
TABLE IV

Summary of Catalyst Testing Results									
[Ru <sub>3</sub> (CO) <sub>12</sub> ]/Zr(OPr) <sub>4</sub> /Al <sub>2</sub> O <sub>3</sub>									
Sample #	CO/H <sub>2</sub>	T °C.	P psig	CO Conv %	C <sub>1</sub> wt %	C <sub>2</sub> -C <sub>4</sub> wt %	C <sub>5</sub> -C <sub>11</sub> wt %	C <sub>12</sub> -C <sub>17</sub> wt %	C <sub>18</sub> <sup>+</sup> wt %
8	1.047	250	310	6.56	26.09	27.80	32.87	7.62	6.13
23	1.019	280	300	22.63	27.00	22.94	35.65	9.96	4.46
37	2.984	279.5	305	6.71	19.59	23.15	40.63	8.70	7.91
41	1.230	281	500	29.21	20.55	20.55	44.87	11.07	2.96
53	2.965	279	750	10.43	11.55	18.07	51.15	14.06	5.17

In summary, when contacted with CO-rich synthesis gas, this catalyst demonstrated a selectivity to produce high yields of gasoline range hydrocarbons, C<sub>5</sub>-C<sub>11</sub>. There was also a sharp cutoff at C<sub>28</sub>-C<sub>30</sub>, preventing the formation of heavy waxes. This is an important feature of the catalyst forming phase operation, as it minimizes the need for withdrawal of slurry and catalyst from the reactor.

### EXAMPLE 3

#### Catalyst Preparation and Testing



This catalyst was prepared in a manner analogous to [Ru<sub>3</sub>(CO)<sub>12</sub>]/Zr(OPr)<sub>4</sub>/Al<sub>2</sub>O<sub>3</sub> and protected from air at all times. Fixed bed catalytic reaction data and product distribution is shown in Table V.

TABLE V

Catalyst: [FE3](CO)12/Zr(OPr)4/Al2O3						
H2/Co: 1/1						
Time on Stream: 169 hr						
Temperature: 270.4° C.						
Pressure: 300 psig						
GHSV: 201 hr <sup>-1</sup>						
Fixed Bed Reactor						
Carbon #	n-Alkanes		1-Alkenes		Branched Isomers	
	Wt. %	Mole %	Wt. %	Mole %	Wt %	Mole %
1	67.3	18.88	—	—	—	—
2	1.27	1.01	11.13	18.01	—	—
3	0.53	0.54	8.13	8.77	—	—
4	6.40	4.99	22.97	18.58	—	—
5	23.41	14.70	3.99	2.58	0.83	0.52
6	3.54	1.86	3.21	1.73	—	—
CH <sub>3</sub> OCH <sub>3</sub>	1.16	1.06				
CH <sub>3</sub> OH	1.92	2.52				
CH <sub>3</sub> H <sub>7</sub> OH	4.77	3.34				

From the foregoing, it is seen that the treatment of the alumina surface with Zr(OC<sub>3</sub>H<sub>7</sub>)<sub>4</sub> results in a support which, when impregnated with iron as the Fischer-Tropsch catalytic metal, gives selective Fischer-Tropsch catalyst, with selectivity centered in the C<sub>4</sub>-C<sub>5</sub> range.

While the foregoing data are illustrative, the carbon number range of the product and the type of carbon products in the present invention may be varied not only by modification of reaction conditions but also by the selection of Fischer-Tropsch catalyst metals or metals placed on the catalyst surface, and also on the ratio of Fischer-Tropsch catalyst metal to Group IV B metal to catalyst substrate.

The concentrations of Group IV B and catalytic metals in the catalysts used in these examples was:

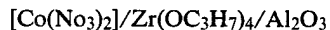
(weight percent of total catalyst after final drying and before activation.)

	Zr	Co	Ru	Fe
Example 1	11.87	6.22	—	—
Example 2	16.32	—	4.8	—
Example 3	27.52	—	—	0.54

The selectivity of the catalyst of this invention is retained as a function of time, and deactivation rates are low. The catalyst of this invention are also capable of accepting directly as high CO/H<sub>2</sub> ratio synthesis gas, such as is produced by advanced generation coal gasifiers. The combination of selectivity, maintenance of that selectivity and the integration of the indirect liquefaction stage with the coal gasification stage that is made possible by the ability to accept CO-rich syngas directly without external shift, improves greatly the overall energy efficiency of the process.

## EXAMPLE 4

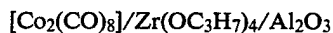
## Catalyst Preparation



An alumina-supported, zirconium, cobalt Fischer-Tropsch catalyst, designated as Example 4, was prepared to provide a reference point for comparison with the prior art. This reference catalyst was prepared by a more conventional preparation, similar to the preparation technique disclosed in Hoek et al, U.S. Pat. No. 4,499,209, except that an alumina support was used instead of the silica support disclosed by Hoek et al. A solution, about 210 cc total volume of 59.6 g of zirconium propoxide in isopropanol, was added to 174.2 g of calcined CatapalT SB  $\alpha$ -alumina in two portions with thorough mixing to give incipient wetness. The impregnated alumina was allowed to dry in ambient air for two days and then for three hours at 120° C. in air. 44.1 g of cobalt nitrate was dissolved in deionized water to give 200 cc of a cobalt nitrate solution which was impregnated into the zirconated alumina in one portion. The impregnated material was allowed to dry overnight at room temperature and then at 120° C. for one hour and was finally calcined in air at 300° C. for six hours yielding 211 g of catalyst. Elemental analysis of this material showed a composition of 4.2 wt% cobalt and 7.1 wt% zirconium.

## EXAMPLE 5

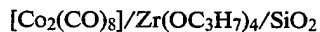
## Catalyst Preparation



A second alumina-supported, zirconium, cobalt Fischer-Tropsch catalyst, designated as Example 5, was prepared according to the procedure in Example 1 of the above-referenced application. Standard inert atmosphere handling techniques were used in preparing this catalyst; exposure to oxygen or water was prevented throughout the preparation. 250 g of alumina was treated in one portion with a 300 cc solution of 84.2 g of zirconium propoxide in hexane. After mixing thoroughly by shaking the flask, the hexane was evaporated off in vacuo with slight warming in a 40°-50° C. bath. To load the cobalt, a two step addition of 40.0 g of cobalt carbonyl in hexane was used. The first portion was 350 cc followed by a 300 cc second portion. After each portion the remaining hexane was removed in vacuo. After complete removal of the solvent, 366 g of a brownish-black catalyst was obtained and was analyzed having a composition of 4.0 wt% cobalt and 6.4 wt% zirconium.

## EXAMPLE 6

## Catalyst Preparation

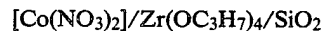


A silica-supported, zirconium, cobalt Fischer-Tropsch catalyst, designated as Example 6, was prepared using the preparation method disclosed in the above referenced application. 87.2 g of silica were treated in one portion with a 330 cc solution of 50.8 g of zirconium propoxide in hexane. After mixing thoroughly by shaking the flask, the hexane was evaporated off in vacuo with slight warming in a 40°-50° C. bath. To load the cobalt, a 200 cc solution having 17.5 g of cobalt carbonyl in 60/40 toluene/hexane solvent was used. The toluene/hexane solvent was removed in vacuo. After complete removal of the solvent, 132 g of

a greenish-tan catalyst was obtained and analyzed as having a composition of 3.5 wt% cobalt and 6.6 wt% zirconium.

## EXAMPLE 7

## Catalyst Preparation



A silica-supported, cobalt, zirconium Fischer-Tropsch catalyst, designated as Example 7, was prepared using the preparation technique disclosed in Hoek et al, U.S. Pat. No. 4,499,209. 117.7 g of silica was impregnated with a 350 cc hexane solution containing 64.7 of zirconium propoxide in the absence of oxygen or water. The hexane was evaporated off in vacuo and the dried material was then exposed to ambient air. 31.7 g of cobalt nitrate was dissolved in deionized water to give a 200 cc solution which was impregnated into the zirconated silica in one portion. The material was allowed to dry in vacuo for 16 hours at 25° C., then at 50° C. for 7 hours. The material was further dried at 115° C. for two hours and was finally calcined in air at 300° C. for five hours to give 144 g of catalyst. Elemental analysis of this material showed a composition of 4.6 wt% cobalt and 7.5 wt% zirconium.

## EXAMPLES 4-7

## Catalyst Testing Results

The catalysts produced in Examples 4-7 were transferred to a fixed bed reactor, under an inert gas such as nitrogen in the absence of oxygen or water and were activated in the gas phase as follows: hydrogen at 3000 hr<sup>-1</sup> and 0 psig was passed over the catalyst as the catalyst was heated to 300° C. at 3° C./min and then maintained there for 16 hours.

Part of the activated catalysts of Examples 4 and 5 were then contacted with CO/H<sub>2</sub> at a mole ratio of 1:1, at 220° C. and 240° C., and 300 psig in a fixed bed reactor. Unit operating conditions, CO, H<sub>2</sub> and CO+H<sub>2</sub> conversions and product selectivity data are listed in Table VI.

Part of the activated catalysts of Examples 6 and 7 were then contacted with CO/H<sub>2</sub> at a mole ratio of 1:1, at 240° C. and 300 psig in a fixed bed reactor. Unit operating conditions, CO, H<sub>2</sub> and CO+H<sub>2</sub> conversions and product selectivity data are listed in Table VII.

After cooling in nitrogen part of activated catalysts of Examples 4, 5 and 6 were slurried in deoxygenated white paraffin oil (as commercially available from Fisher Scientific) and transferred to a one liter slurry reactor under a nitrogen atmosphere. The slurried catalyst was then contacted with CO/H<sub>2</sub> at mole ratios of 1:1, at 240° C. and 300 psig using stir speeds of about 1200 to 1600 min<sup>-1</sup>. Unit operating conditions, CO, H<sub>2</sub> and CO+H<sub>2</sub> conversions, and product selectivity data are listed in Table VIII.

TABLE VI

	Example 4		Example 5	
<u>OPERATING CONDITIONS</u>				
Temperature: °C.	220	240	220	240
Pressure: psig	300	300	300	300
GHSV: vol/hr/vol	1100	1100	1157	1157
H <sub>2</sub> /CO Ratio: mol/mol	1	1	1	1
<u>CONVERSION: %</u>				
CO	8	24	16	33
H <sub>2</sub>	17	50	37	76
CO + H <sub>2</sub>	13	37	26	53

TABLE VI-continued

	Example 4		Example 5	
<u>SELECTIVITY: wt %</u>				
C <sub>1-4</sub>	17	18	47	27
C <sub>5-9</sub>	2	15	28	21
C <sub>10-14</sub>	20	15	7	18
C <sub>15-21</sub>	30	24	9	17
C <sub>21-25</sub>	12	10	4	6
C <sub>26+</sub>	19	18	5	11
C <sub>5+</sub>	83	82	53	73

TABLE VII

	Example 6	Example 7
<u>OPERATING CONDITIONS</u>		
Temperature: °C.	240	240
Pressure: psig	300	300
GHSV: vol/hr/vol	1000	1000
H <sub>2</sub> /CO Ratio: mol/mol	1	1
<u>CONVERSION: %</u>		
CO	33	15
H <sub>2</sub>	63	34
CO + H <sub>2</sub>	49	24
<u>SELECTIVITY: wt %</u>		
C <sub>1-4</sub>	25	15
C <sub>5-9</sub>	28	11
C <sub>10-14</sub>	23	17
C <sub>15-21</sub>	18	25
C <sub>21-25</sub>	3	15
C <sub>26+</sub>	2	17
C <sub>5+</sub>	74	85
C <sub>5-25</sub>	72	68

TABLE VIII

	Example 4	Example 5	Example 6
<u>OPERATING CONDITIONS</u>			
Temperature: °C.	240	240	240
Pressure: psig	310	300	300
GHSV: vol/hr/vol	2.5	1.86	2.0
H <sub>2</sub> /CO Ratio: mol/mol	1	1	1
<u>CONVERSION: %</u>			
CO	7	29	26
H <sub>2</sub>	22	56	56
CO + H <sub>2</sub>	14	42	41
<u>SELECTIVITY: wt %</u>			
C <sub>1-4</sub>	17	22	23
C <sub>5-9</sub>	9	28	28
C <sub>10-14</sub>	10	21	20
C <sub>15-21</sub>	27	18	19
C <sub>21-25</sub>	14	6	4
C <sub>26+</sub>	23	5	6
C <sub>5+</sub>	83	78	67
C <sub>5-25</sub>	60	73	61

As can be seen from the data listed in Table VI, the present method of alumina-supported catalyst production is more beneficial for the production of Fischer-Tropsch products selective to the light distillate boiling range. This is evident from the fact that at the 240° C. reaction temperature run, the C<sub>26+</sub> make for Example 4, according to a preparation similar to Hoek et al, was 18 wt% and for Example 5, according to the preparation of the above referenced application, was 11 wt%. A similar comparison is seen in the 220° C. reaction temperature run, 19 wt% for Example 4 and 5 wt% for Example 5.

As shown in Table VII, the same benefits are demonstrated for a silica-supported catalyst prepared by the method disclosed in the present invention. This is evi-

dent by comparing a 2% make in C<sub>26+</sub> wax for Example 6, according to the method of the present invention, with a 17% make in C<sub>26+</sub> wax for Example 7 produced according to the method of preparation disclosed in Hoek et al, U.S. Pat. No. 4,499,209.

Table VIII furthers the evidence of performance for catalysts produced by the method of the present invention is not peculiar to fixed bed application but demonstrate the same benefits for slurry reactor applications.

The present invention has been described with reference to a preferred embodiment thereof. However, this embodiment should not be considered a limitation on the scope of the invention, which scope should be ascertained by the following claims.

We claim:

1. In a process for preferentially converting synthesis gas to hydrocarbons in the C<sub>5-25</sub> range under process conditions including

CO:H<sub>2</sub>: mole ratio 1:1 to 3:1

Space Velocity: vol.hr.vol 200 to 1000

Temperature: °C. 200 to 350

Pressure: psig 200 to 1000

the improvement comprising conducting said process in the presence of a catalyst produced by a method comprising the following steps:

(a) treating an inert, alumina catalyst base material with a nonaqueous solution of an alkoxide from the group consisting of zirconium, titanium and hafnium, and removing remaining said nonaqueous solution;

(b) impregnating the product of Step (a) with a nonaqueous solution of a carbonyl from the group consisting of iron and ruthenium, and removing remaining said nonaqueous solution; and

(c) exposing the product of Step (b) to a reducing atmosphere;

all while maintaining said material and said products under conditions sufficient to avoid hydrolysis, oxidation, and calcination thereof.

2. In a process for preferentially converting synthesis gas to hydrocarbons in the C<sub>5-25</sub> range under process conditions including

CO:H<sub>2</sub>: mole ratio 1:1 to 3:1

Space Velocity: vol.hr.vol 200 to 1000

Temperature: °C. 200 to 350

Pressure: psig 200 to 1000

the improvement comprising of conducting said process in the presence of a catalyst produced by a method comprising the following steps:

(a) treating an inert, silica catalyst base material with a nonaqueous solution of an alkoxide from the group consisting of zirconium, titanium and hafnium, and removing remaining said nonaqueous solution;

(b) impregnating the product of Step (a) with a nonaqueous solution of a carbonyl from the group consisting of iron and ruthenium, and removing remaining said nonaqueous solution; and

(c) exposing the product of Step (b) to a reducing atmosphere;

all while maintaining said material and said products under conditions sufficient to avoid hydrolysis, oxidation, and calcination thereof.

\* \* \* \* \*