



DE84013632


NTIS

One Source. One Search. One Solution.

**COAL CONVERSION PROCESSES. QUARTERLY
REPORT, DECEMBER 13, 1983-MARCH 12, 1984**

PITTSBURGH UNIV., PA. DEPT. OF CHEMICAL
AND PETROLEUM ENGINEERING

MAY 1984



U.S. Department of Commerce
National Technical Information Service


One Source. One Search. One Solution.

NTIS



Providing Permanent, Easy Access to U.S. Government Information

National Technical Information Service is the nation's largest repository and disseminator of government-initiated scientific, technical, engineering, and related business information. The NTIS collection includes almost 3,000,000 information products in a variety of formats: electronic download, online access, CD-ROM, magnetic tape, diskette, multimedia, microfiche and paper.



Search the NTIS Database from 1990 forward

NTIS has upgraded its bibliographic database system and has made all entries since 1990 searchable on www.ntis.gov. You now have access to information on more than 600,000 government research information products from this web site.

Link to Full Text Documents at Government Web Sites

Because many Government agencies have their most recent reports available on their own web site, we have added links directly to these reports. When available, you will see a link on the right side of the bibliographic screen.

Download Publications (1997 - Present)

NTIS can now provide the full text of reports as downloadable PDF files. This means that when an agency stops maintaining a report on the web, NTIS will offer a downloadable version. There is a nominal fee for each download for most publications.

For more information visit our website:

www.ntis.gov



U.S. DEPARTMENT OF COMMERCE
Technology Administration
National Technical Information Service
Springfield, VA 22161

DE84013632



DOE/PC/61256-T2

(DE84013632)

Distribution Category UC-90a

COAL CONVERSION PROCESSES

Quarterly Report

For Period December 13, 1983 - March 12, 1984

James T. Cobb, Jr.

Paul Biloen

Gerald D. Holder

George E. Klinzing

John W. Tierney

Department of Chemical and Petroleum Engineering
University of Pittsburgh
Pittsburgh, PA 15261

May 1984

This report was generated for the U.S. Department of Energy
Pittsburgh Energy Technology Center
Under Contract No. DE-FG22-83PC61256

TABLE OF CONTENTS

I.	Abstract.....	iii
II.	Introduction.....	1
III.	Thermal Behavior of Slurry Reactors Used for Indirect Coal Liquefaction (Task 1).....	2
IV.	Use of Chromatographic Techniques to Explore Absorbers for SO ₂ and NO _x (Task 2).....	4
V.	Support and Promoter Effects on Composite CO/H ₂ Conversion Catalysts (Task 3).....	7
VI.	Extraction and Conversion of Coal and Oil Shale Using Supercritical Fluids (Task 4).....	9
VII.	References.....	14
VIII.	Distribution.....	15
IX.	Tables and Figures.....	16

I. ABSTRACT

Experimental work is continuing on four separate projects related to coal conversion processes.

The direct digital control of exothermic multiphase reactions is being studied in an experimental adiabatic flow reactor. The existence of two stable steady states for the Fischer-Tropsch reaction network at the same temperature and feed condition has been verified and quantified.

Various absorbents for SO_2 and NO_x are being studied. The absorption of NO_2 by methanol and N-cyclohexyl-2-pyrrolidone has been extensively examined. Preliminary data has been obtained with triethylene-tetraamine. Hindered amines will be studied next. Procedures for the preparation of liquid membranes have been tested and the incorporation of hindered amines in them will now be examined.

Isotopic switching is being used to study the way in which promoters affect supported metal catalysts. With improved resolution from the mass spectrometer, early quantitative results give indications of three different surface species and of non-statistical ingrowth of ^{13}C into the product molecules.

A program for the study of the extraction of coal and oil shale using supercritical fluids is being carried out. The effect of the presence of piperidine on the amount of toluene solubles produced by supercritical extraction of coal with toluene/piperidine mixture has been determined. A new kinetic model for the extraction/liquefaction of coal by supercritical toluene and THF has been developed and proven satisfactory. Bruceton coal and Hi Na lignite have been extracted with supercritical water.

II. INTRODUCTION

Work continues on four subjects of importance in coal conversion:

- thermal behavior of slurry reactors for indirect coal liquefaction
- use of chromatographic techniques to explore absorbers for SO_2 and NO_x
- support and promoter effects on composite CO/H_2 conversion catalysts
- extraction and conversion of coal and oil shale using supercritical fluids.

This quarterly report has been prepared by Professors Paul Biloen (Section V), Gerald D. Holder (Section VI), George E. Klinzing (Section IV) and John W. Tierney (Section III). The overall project is coordinated by Professor James T. Cobb, Jr.

III. THERMAL BEHAVIOR OF SLURRY REACTORS USED FOR INDIRECT COAL LIQUEFACTION (TASK 1)

A knowledge of thermal effects is important in the design and control of reactors for indirect coal liquefaction. The reactions are exothermic, and at high conversions the removal of substantial quantities of heat are required. A slurry reactor is a promising candidate for carrying out these reactions because of the good heat transfer between the liquid and gas phases and between the catalyst and the fluids. A slurry reactor especially equipped to measure heat evolution has been built in the Chemical and Petroleum Engineering Department, and it is being used in this work.

In the last quarterly progress report it was indicated that Fischer-Tropsch experiments made using a ruthenium catalyst seemed to indicate that there were two stable steady states for the reaction at the same temperature and the same feed conditions. We have since verified this and are in the process of preparing a paper for publication which will describe the results in detail. Some typical results are shown in Table 1 and plotted in Figures 1 and 2. The feed flow rates, feed composition, pressure, and other experimental conditions are the same. Of particular interest in Table 1 are the heat removal requirement (cal/hr-gm catalyst) and the methane produced (mol/hr-gm catalyst). It is evident that at the same or very similar temperatures, the methane formation and heat generation are different. This can be seen quite clearly in Figures 1 and 2. Then the reactor is started up, it follows the lower curve in every case as the temperature is increased. At about 560 K the rate of heat generation increases rapidly, and the methane production increases, moving to the upper curve. Subsequent cooling of the reactor follows the upper curve.

These results substantiate the proposition that control of indirect liquefaction using a slurry reactor is an important design problem and underscores the importance of obtaining good experimental measurements for the reaction under consideration.

During the next quarter, we will continue to explore the reactor behavior as a function of system parameters.

IV. USE OF CHROMATOGRAPHIC TECHNIQUES TO EXPLORE ABSORBERS

FOR SO₂ AND NO_x (TASK 2)

A. Activity Coefficients

Several organic compounds such as methanol, triethylene-tetraamine and N-cyclohexyl-2-pyrrolidone have been studied this quarter in our laboratory for their ability to absorb NO₂.

For the purpose of establishing a reliable base of operation with the gas chromatograph technique, methanol was used to reproduce the data of Mohamed [1]. The activity coefficient at infinite dilution of a NO₂ in methanol was found to be 12.8 at 26°C. This result is compared with Mohamed's findings for 28°C in Figure 3. Good agreement is seen.

When testing N-cyclohexyl-2-pyrrolidone for NO₂ absorption ability, it was found that there is some absorption of NO₂ (about 10% wt of what is injected) at conditions of 25°C with carrier gas (He) flow rate 5 cc/min. However, the activity coefficient at infinite dilution could not be calculated because the retention times for air and NO₂ were identical and not separable at the conditions tested.

Further study of this solvent is to be continued. Work will focus on exploring varying operating temperatures, amounts of solvent injected and the carrier gas flow rates.

Triethylene-tetraamine was the third organic solvent tested for the absorption of NO₂. Initial tests proved no absorption; however, more experiments need to be performed to establish this finding absolutely.

A series of hindered amines such as N₁N-Dipropylacetamide, N₁N₁N₁N¹⁻Tetraethyl ethylenediamine, N-Nitrosodiethylamine and N-Nitrosodipropylamine

will be studied in the coming quarter. The acid gases SO_2 , NO , and NO_2 will be used to establish absorption capacities.

B. Liquid Membranes

Besides the study of the solubility of SO_2 , NO_2 , and NO in various organic compounds, the use of liquid membranes for the study of acid gas removal will be researched. A typical procedure for making model liquid membranes is as follows:

Procedure for making model liquid membranes

I. Emulsion Formation

1. Reagents:
 - a. Heavy Mineral Oil (not light) or Exxon's S-100-N
 - b. ICI America-Span-80 - stabilizer
 - c. 10 wt % HCl or H_2SO_4
 - d. 10 wt % NaOH
2. Using turbine impeller of 1500 RPM add four grams SPAN-80 to 200 cc mineral oil, allow to mix for ten minutes.
3. At ten minutes add 100 cc of 10 wt % NaOH .
4. Allow to mix for 20 minutes.
5. At the end an emulsion must be organic continuous.

II. Contacting

1. Add phenolphthalein to 10 % wt HCl .
2. Switch to marine impeller.
3. In a plastic beaker add 100 cc acid to 200 cc emulsion.
4. Start agitation at 500 RPM.
5. Work up to higher mixing rate until phenolphthalein turns color.

The acid/base components in this system are used only to serve as

a demonstration that the liquid membrane formed are carrying out the transfer of species across the membrane. See Figure 4 for a diagram of the process.

It is anticipated that the hindered amine can be incorporated into the oil. The amine can serve as the transporter of the absorbed acid gas from the continuous phase into the interior of the liquid membrane. If the process is carried out in an aqueous continuous phase, an enhancer may be added to the water to facilitate absorption of the acid gas in this phase from the gases bubbled through the emulsion mixture. The liquid membrane can then transport the absorbed gas to the interior aqueous phase which can be caustic to increase the acid gas removal process. Figure 5 shows this operation.

At present the equipment for carrying out the membrane formation has been assembled and model membranes have been made. The next quarter will explore the use of hindered amines in the membrane formation.

Other materials which have possible potentials as transporters in liquid membranes are EDTA and FeCl_3 solutions. Di-2-ethyl-hexyl phosphoric acid may serve as an active transport agent such that the acid gas dissolved may be transported across the liquid membrane against its concentration gradient.

Another avenue to explore in future work is to use a dialyzer of rigid membranes. Physically the dialyzer is similar to a shell and tube heat exchanger arrangement. The dialyzer made of porous membranes in a tubular form can be soaked in an acid gas absorber such as a hindered amine. After draining the amine, a gas containing the SO_2 and NO_x can be passed through the tube side of the exchanger. The gas is absorbed by the membrane and transmitted to the shell side where a caustic solution reacts and carries away the absorbed gas.

V. SUPPORT AND PROMOTER EFFECTS ON COMPOSITE

CO/H₂ CONVERSION CATALYSTS (TASK 3)

The objective and methodology of this study are:

- objective: to determine whether promoters (such as ThO₂ in case of cobalt) merely affect extrinsic properties (i.e., surface area) or change intrinsic catalytic properties (i.e., density of active sites, absolute rate constants).
- methodology: switching abruptly the isotopic constitution of the feed to working catalysts, and monitoring the rate of ingrowth of the "new" isotope into products.

We have successfully conducted experiments with unpromoted ruthenium (Figure 6) and cobalt (Figure 7).

By working with deuterium (see the preceding quarterly report) and increasing the electron impact energy of our mass spectrometer to 30 ev, we now have sufficient resolution to follow the stepwise ingrowth of ¹³C into the C₃ and C₄ Fischer-Tropsch products (Figures 6 and 7).

The quantitative analysis of these data currently is in progress. From preliminary results we are already able to formulate some preliminary conclusions:

- in addition to a CO_{ad} reservoir, there are distinguishable reservoirs of C_{1-*ad*} and C_{3-*ad*} surface species.
- the rate of C-C bond formation is measurable. It varies from ~ 2s (Ru) to ~ 6s (Co).
- the ¹³C is not statistically distributed in the C₃ and C₄ products.

Before turning to promoted catalysts, we will first analyse further the currently obtained data, which contain novel and unexpected features (especially the third of the preliminary conclusions just stated).

VI. EXTRACTION AND CONVERSION OF COAL AND OIL SHALE USING SUPERCRITICAL FLUIDS (TASK 4)

A program for the study of supercritical fluids for extraction of coal and oil shale is being carried out. Emphasis is placed on developing a fundamental understanding of supercritical phase behavior as applied to coal conversion and for coal liquid deashing [2]. Initial experiments which have used supercritical water to convert coal to gases, liquids and THF soluble products at supercritical temperatures have produced high conversion with brown coal (75%) and with bituminous coal (58%). Results obtained to date have shown coal rank, coal type, extraction (reaction) time, extraction temperature and initial density of the supercritical phase are important variables.

It has been hypothesized that when coal is contacted with a supercritical fluid, a portion of the coal dissolves instantaneously. The amount of coal which dissolves depends on the density and the temperature of the supercritical fluid and should increase with an increase in density and temperature of the supercritical fluid. It is further hypothesized that only the part of the coal which is dissolved in the supercritical fluid undergoes liquefaction reactions which results in the formation of oils, asphaltenes, preasphaltenes, gases and char. Consequently, short contact time liquefaction of a bituminous coal in a non-donor solvent like toluene will be studied to determine if these effects actually exist. This report briefly describes the progress made during the period December 13 through March 12.

Progress for Period December 13 through March 12

Experiments were done with toluene and piperidine mixtures at the mixtures' critical temperature and densities. In the analysis of the reaction

products, the presence of piperidine in the coal can affect the determination of the amount of toluene solubles, because the piperidine will extract some products which are not toluene soluble. In order to eliminate this effect during extraction by toluene and THF, the slurry (piperidine + toluene + coal + products) was kept in the hood so that the piperidine and toluene could vaporize (This is Extraction Procedure A). Next it was slurried with fresh toluene and extracted with toluene and then with THF. The results are summarized in Table 2.

It was found that the conversion to THF soluble products for fractions of piperidine greater than 50% were negative. It has been reported by Jolley et al. [3] that polymerization of pyridine solubles during extraction of the reaction residues occurs unless an inert atmosphere is present.

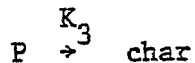
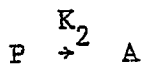
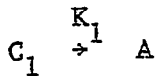
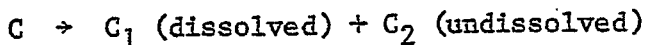
An experiment was done with piperidine at 380°C, at the critical density of piperidine and for a reaction time of 30 minutes. The results are given in Table 3. The piperidine was allowed to vaporize and the solid mass extracted with toluene and then with THF. The conversion was found to be negative although the conversion at 15 minutes and 60 minutes under otherwise identical reaction conditions were 53% and 83% respectively. The only difference was in the way products were extracted. In the case with high conversions, the slurry from the reactor was not dried, but rather simply diluted with toluene and filtered through an extraction thimble. (This is Extraction Procedure B).

In order to determine whether removing the piperidine from slurry by evaporation or not made a difference in the results, an experiment was performed with piperidine at 380°C and the critical density of piperidine for a reaction time of eight minutes. The slurry taken from reactor after quenching was divided into four identical parts. Two parts were diluted with toluene and extracted (Procedure B) two parts were dried (Procedure A) and

then extracted with toluene. The results are given in Table 3. The percent of the slurry which dissolved in toluene was greater in the first case. This indicates that removal of piperidine by evaporation may cause the reaction products to polymerize and/or the piperidine is extracting some of the toluene insolubles.

Experiments were done at 400°C with toluene as the supercritical fluid and for reaction times from two minutes to 60 minutes. The results are given in Table 4. Different liquefaction models were tried but none successfully modeled the behavior. It was then hypothesized that only a certain fraction of coal dissolved in the supercritical fluid and it is this fraction which undergoes liquefaction in the supercritical fluid.

The model can be given as follows:



The lump A includes asphaltenes, oils and gases together.

For a gradientless reactor the model equations are set up as:

$$dC_1/dt = -K_1 * C_1$$

$$dP/dt = -K_2 * P - K_3 * P$$

$$dA/dt = K_1 * C_1 + K_2 * P$$

$$d \text{ char}/dt = K_3 * P$$

$$C = C_1 + C_2 + \text{char} = f(P, T)$$

$$C_1/C = K_4$$

$$K_4 = f(P, T)$$

The initial concentration of P and A was obtained from solubility of raw coal in toluene and THF respectively. The differential equations were solved analytically and the kinetic constants were fitted using multi-parameter optimization. The average absolute deviation (AAD) between calculated and experimental values of asphaltenes and preasphaltenes was found to be 1%. The results are given in Table 5. Experiments done previously at higher densities of toluene gave higher conversions under otherwise identical conditions. Higher conversion were also obtained when higher supercritical densities of water were used. An experimental program is being undertaken to quantify their effects by studying short contact time liquefaction kinetics of Bruceton coal in supercritical toluene at different densities and at different temperatures.

An experiment was conducted with Bruceton coal and water at 380°C and at 0.35 g/cc density of supercritical water for a reaction time of 30 minutes. The raw coal solids after filtration and the THFI of those solids have been sent to PETC for microscopic analysis. The results are awaited. The coal

injected was of the order of 3g and conversion to gases, liquids and THF soluble products was 33%. The results are given in Table 6.

An experiment was carried out with Hi Na lignite and water at 380°C and at 0.35 g/cc density of supercritical water for a reactor time of 30 minutes. The conversion to gases, liquids, and THF soluble products was 46%. The results are given in Table 6.

Plans for the Next Quarter:

Experiments will be carried out with Bruceton coal and toluene at different stirrer speeds to find out at which stirrer speed the mass-transfer resistances are eliminated.

Experiments will be carried out with Bruceton coal and toluene at reduced densities of 1.0 to 1.5, temperatures of 380°C and 400°C and reactor times of two minutes to ten minutes to study the short contact time liquefaction kinetics.

VII REFERENCES

1. R. Mohamed, M.S. Dissertation, University of Pittsburgh, 1983.
2. G.D. Holder, J. Gopal, and G.V. Deshpande, "The Supercritical Fluids for Reaction and Extraction of Coal and Heavy Oils," Final Report, (Pittsburgh, PA: University of Pittsburgh, Department of Chemical and Petroleum Engineering , for U.S. DOE, September 1983).
3. R.L. Jolley, B.R. Rodgers, B.M. Benjamin, M.L. Poutsma, E.C. Douglas, and D.A. McWhirter, " Studies of the Effect of Selected Hondonor Solvents on Coal Liquefaction Yields," ORNL/TM-3662, September 1983.

VIII. DISTRIBUTION

1. Jack Walters, Project Manager
2. U.S. Department of Energy
3. Pittsburgh Energy Technology Center
4. P.O.Box 10940
5. Pittsburgh, PA 15236
- 6.
- 7.

8. Robert D. Dobson
Acquisition & Assistance Branch
U.S. Department of Energy
Pittsburgh Energy Technology Center
P.O. Box 10946
Pittsburgh, PA 15236

9. U.S. Department of Energy
Technical Information Center
P.O. Box 62
Oak Ridge, TN 37830

10. U.S. Department of Energy
Office of Patent Counsel
Chicago Operations Office
9800 South Cass Avenue
Argonne, IL 60439

11. John H. Thompson, Director
Sponsored Project Administration
University of Pittsburgh

12. Max L. Williams, Dean
School of Engineering
University of Pittsburgh

13. Y.T. Shah, Chairman
Department of Chemical and Petroleum Engineering
University of Pittsburgh

14. James T. Cobb, Jr.
15. Paul Biloen
16. Gerald D. Holder
17. George E. Klinzing
18. John W. Tierney
Department of Chemical and Petroleum Engineering
University of Pittsburgh

TABLE 1

Typical Experimental Results With Supported Ru Catalyst
(Pressure = 1.46 MPa, Stirrer Speed = 2300 rpm, feed CO (%) = 20.71)

Temp (K)	Feed Flow Rate (<u>acc/min</u>)	Non- Condensable Off Gas Flow Rate (<u>acc/min</u>)	CO Conversion (%)	Moles CO consumed/hr gm Catalyst (<u>x10³</u>)	Mole CH ₄ produced/hr. gm Catalyst (<u>x10³</u>)	Mole CO ₂ Produced/hr. gm Catalyst	Rate of Heat Generation		Heat Removal Cal/hr. gm Catalyst
							KCal/mol CO Converted	CO Converted	
524.0	496.78	333.13	49.84	4.66	1.24	0.90	33.19	154.66	
538.0	500.11	263.31	83.31	7.81	4.02	2.25	33.24	259.60	
548.0	527.64	264.68	84.42	8.46	5.15	2.41	35.05	296.52	
556.0	511.75	233.77	92.39	8.79	5.18	2.77	36.32	319.25	
568.0	533.97	208.50	97.80	9.96	7.58	0.946	52.89	527.26	
569.0	526.82	243.89	95.69	9.18	8.37	0.85	57.57	528.49	
578.0	526.82	231.94	94.80	9.09	8.95	0.916	58.86	535.12	
559.0	526.82	235.17	92.56	8.88	8.64	0.901	58.00	515.04	
549.0	526.82	249.10	90.92	8.72	8.82	0.774	57.03	497.36	
538.0	526.82	260.33	88.29	8.47	8.37	0.75	57.11	483.90	
523.0	526.82	279.87	83.98	8.05	7.75	0.06	39.34	316.68	

Table 2

Summary of Batch Extraction/Reaction fo. Briceton Bituminous Coal
Using Supercritical Toluene-Piperidine Mixtures

Run #	39	40	41	42	43	45
Toluene, wt %	94.93	75.00	54.92	34.98	15.50	54.63
Piperidine, wt %	5.07	25.00	45.08	65.02	84.50	45.37
Fluid denisty, kg/m ³	291.90	306.60	294.90	294.50	298.00	296.80
Coal charged x 10 ³ kg	37.00	34.70	42.30	38.10	32.10	58.70
Temperature, K	647.60	647.60	647.60	647.60	647.60	647.60
Pressure prior to injection, MPa	7.23	6.87	6.84	6.89	7.08	7.01
Pressure, MPa (solvent + argin)	10.88	9.80	10.13	10.16	10.25	11.38
Reaction time, min.	15.00	15.00	15.00	15.00	15.00	15.00
Stirrer speed, rpm	2500.00	2500.00	2500.00	2500.00	2500.00	2500.00
Solid product, *%	98.16	97.48	106.40	148.02	165.31	-
Toluene insolubles, *%	93.43	97.48	82.23	130.09	144.03	86.99
THF insolubles, *%	87.64	91.69	82.23	111.67	110.39	83.36
Pyridine insolubles, %	86.49	85.30	80.90	98.89	90.92	-

*The products are expressed as % of coal injected.

Table 3

Summary of Batch Extraction/Reaction of Bruceton Bituminous Coal
Using Supercritical Piperidine

Run #	47	57	57
Extraction Procedure	A	A	B
Piperidine density, kg/m ³	299.20	304.60	304.60
Coal charged x 10 ³ kg	51.00	41.30	41.30
Temperature, K	647.60	647.60	647.60
Pressure prior to injection, MPa	7.21	7.38	7.38
Pressure, MPa (solvent + argin)	11.05	11.81	11.81
Reaction time, min.	30.00	8.00	8.00
Stirrer speed, rpm	2500.00	2500.00	2500.00
Toluene insolubles, %	150.90	107.31	52.49
THF insolubles, %	117.87	107.31	52.49
Pyridine insolubles %	82.05	107.31	-

Table 4

Summary of Batch Extraction/Reaction of Bruceton Bituminous Coal
Using Supercritical Toluene

Run #	48	49	53	56
Toluene density, kg/m ³	.298	.301	.303	.303
Coal charged x 10 ³ kg	39.930	38.890	48.490	39.010
Temperature, K	672.000	672.000	672.000	672.000
Pressure prior to injection, MPa	7.630	7.620	7.800	8.200
Pressure, MPa (solvent + argin)	11.830	11.870	11.940	12.110
Reaction time, min.	60.000	30.000	8.000	2.000
Stirrer speed, rpm	2500.000	2500.000	2500.000	2500.000
Toluene insolubles, %	84.190	85.420	88.610	92.490
THF, insolubles, %	83.280	83.490	88.610	90.820

Table 5

Summary of Batch Extraction/Reaction of Coal/Lignite
Using Supercritical Water

Run #	54	57
Solid Substrate	Bruceton Bituminous Coal	Hi Na Lignite
Water density, kg/m ³	351.70	352.30
Coal/Lignite charged x 10 ³ kg	3.10	11.40
Temperature, K	649.80	649.80
Pressure prior to injection, MPa	23.16	22.55
Pressure, MPa (solvent + argin)	24.48	25.46
Reaction time, min.	30.00	30.00
Stirrer speed, rpm	2500.00	2500.00
% Solid product	79.00	59.60
% Gases	1.51	7.70
% Liquids by diff.	19.49	32.70
% THFI	67.20	53.70

Table 6

Toluene-Bruceton coal at 400°C

$$\begin{aligned}
 K_1 &= 0.09868 \text{ sec}^{-1} \\
 K_2 &= 1.244 \text{ sec}^{-1} \\
 K_3 &= 2.402 \text{ sec}^{-1} \\
 K_4 &= 0.195
 \end{aligned}$$

Exptl % GOA	Predicted % GOA	Exptl % Preasphaltenes	Predicted % Preasphaltenes	Reaction time, min.
7.51	7.51	1.67	.06	2.00
11.39	11.39	0	0	2.00
17.07	13.77	2.58	0	8.00
14.58	15.49	1.93	0	30.00
15.81	15.81	0.91	0	60.00

% GOA = 100 - % Toluene Insolubles

% Preasphaltenes = % Toluene Insoluble - % THF Insolubles

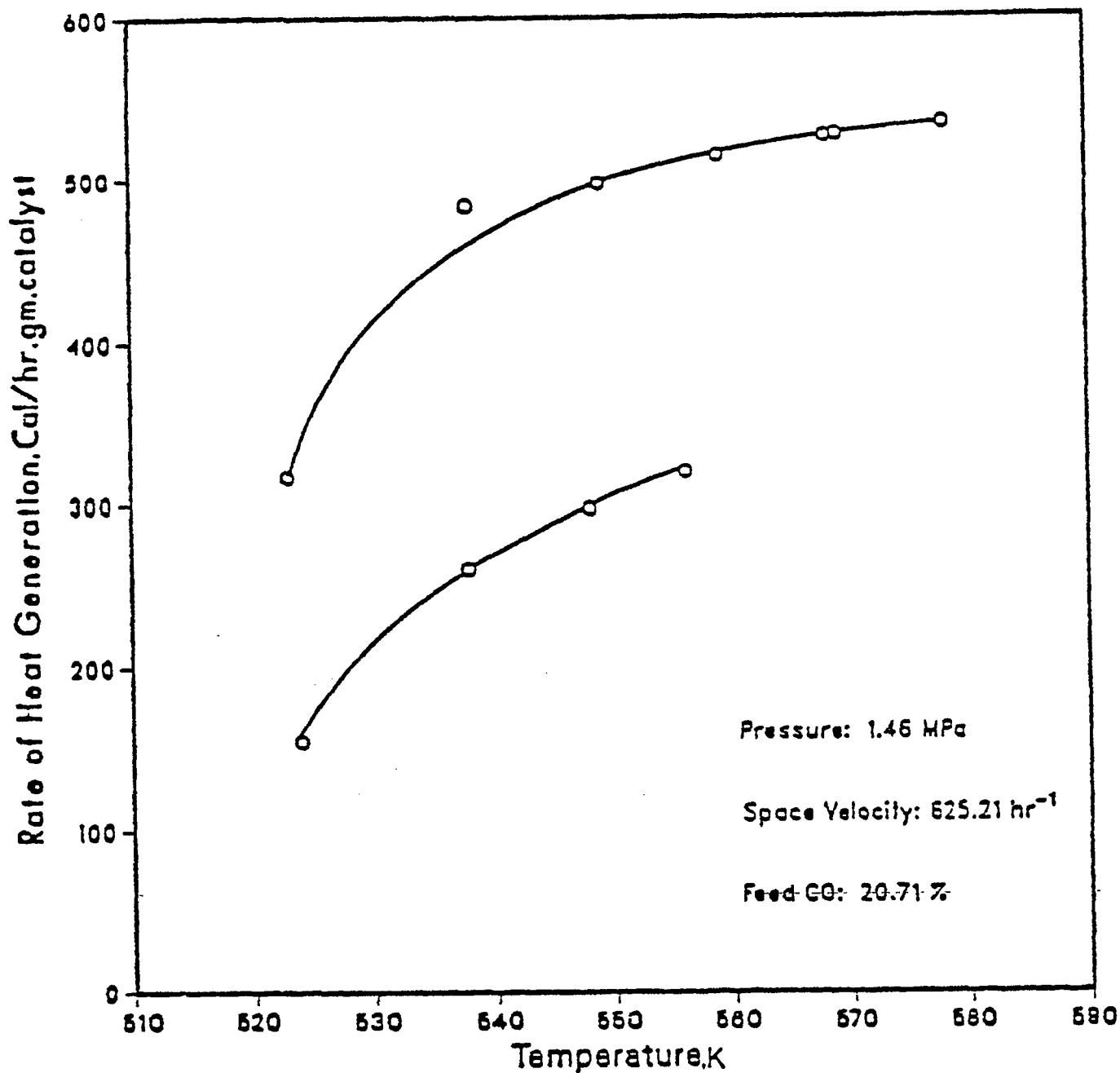


Figure 1. Variation of rate of heat generation with temperature using a ruthenium catalyst.

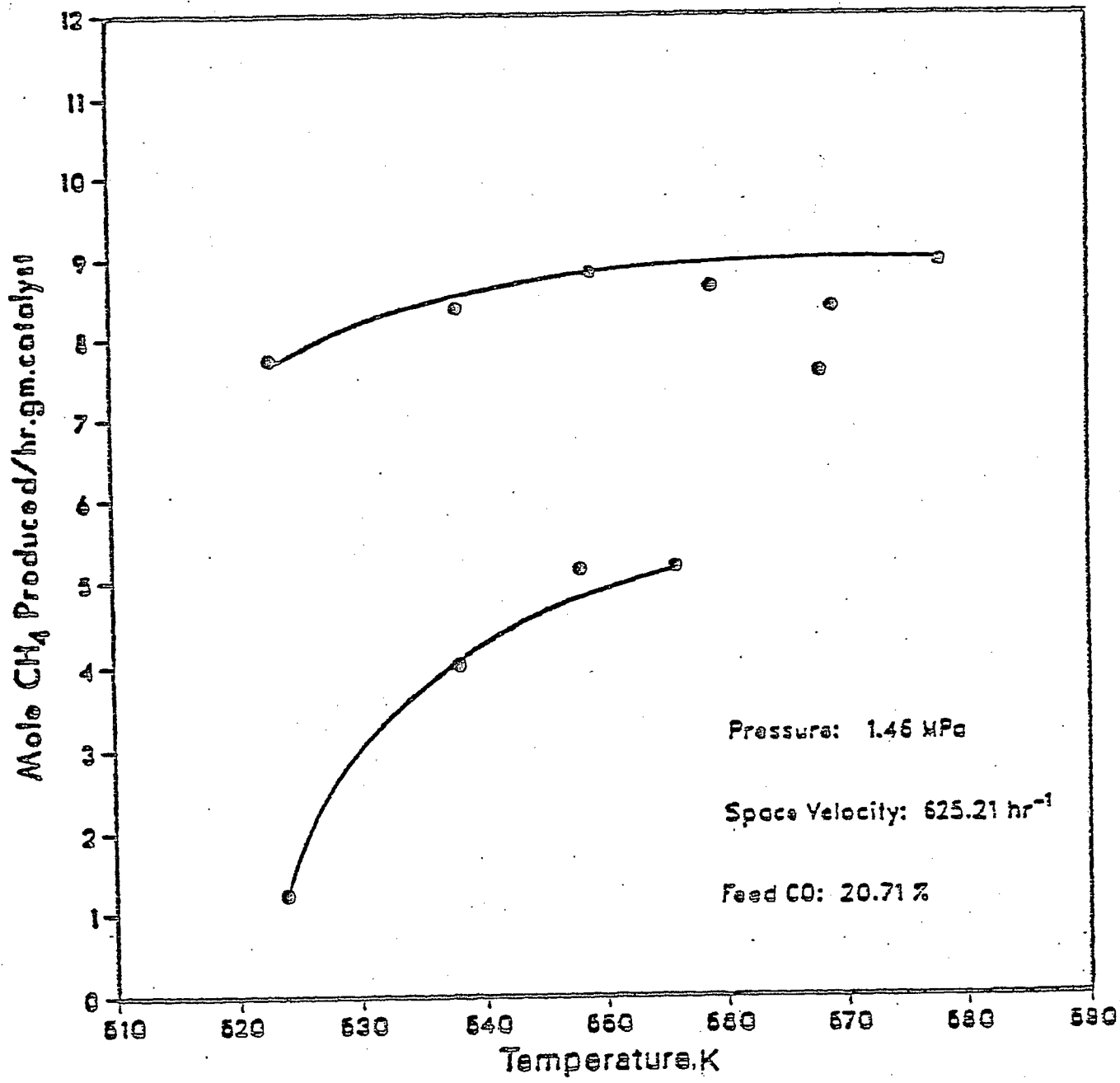


Figure 2. Methane production versus temperature for slurry reactor using ruthenium catalyst.

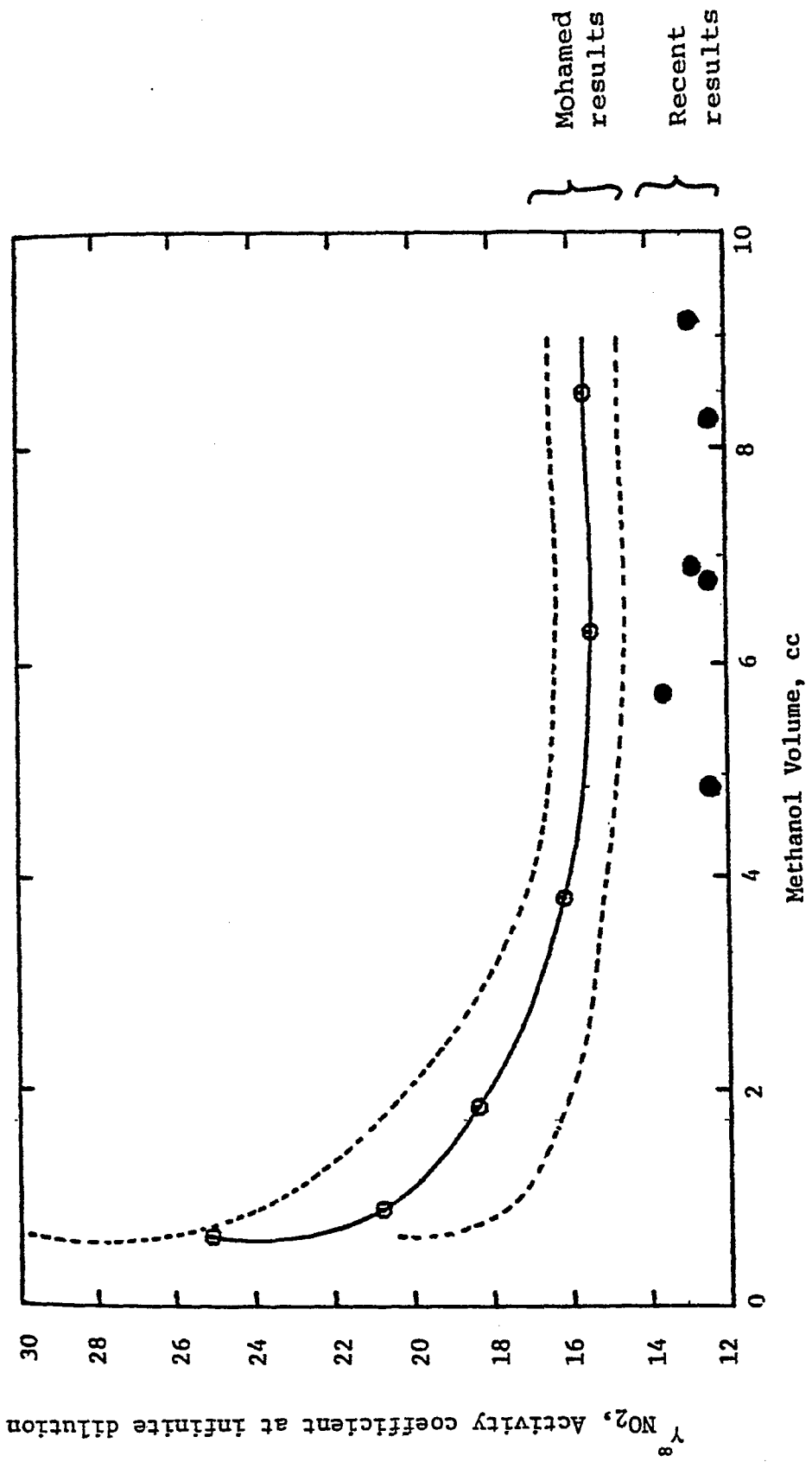


Figure 3: Absorption of NO₂ by methanol.

○ Mohamed results
● Recent results

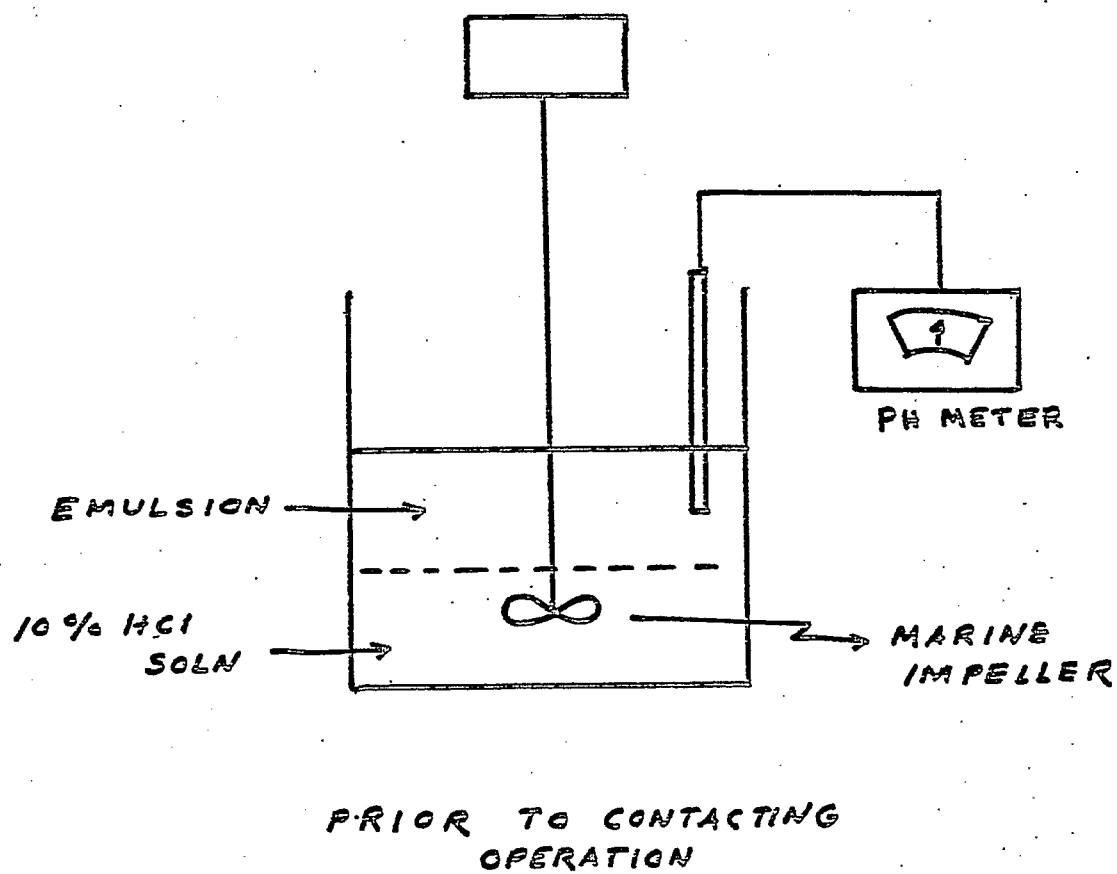


Figure 4: Equipment for preparation of liquid membrane.

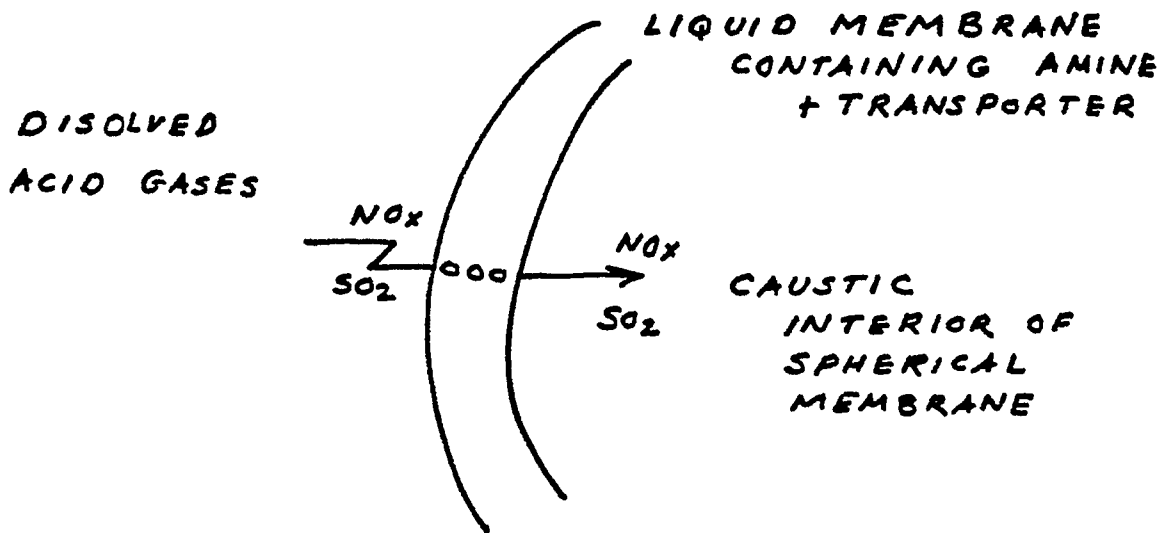



Figure 5: Membrane Mechanism



TIME-ON-STREAM, (SEC)

Figure 6: Isotopic switching with unpromoted ruthenium.

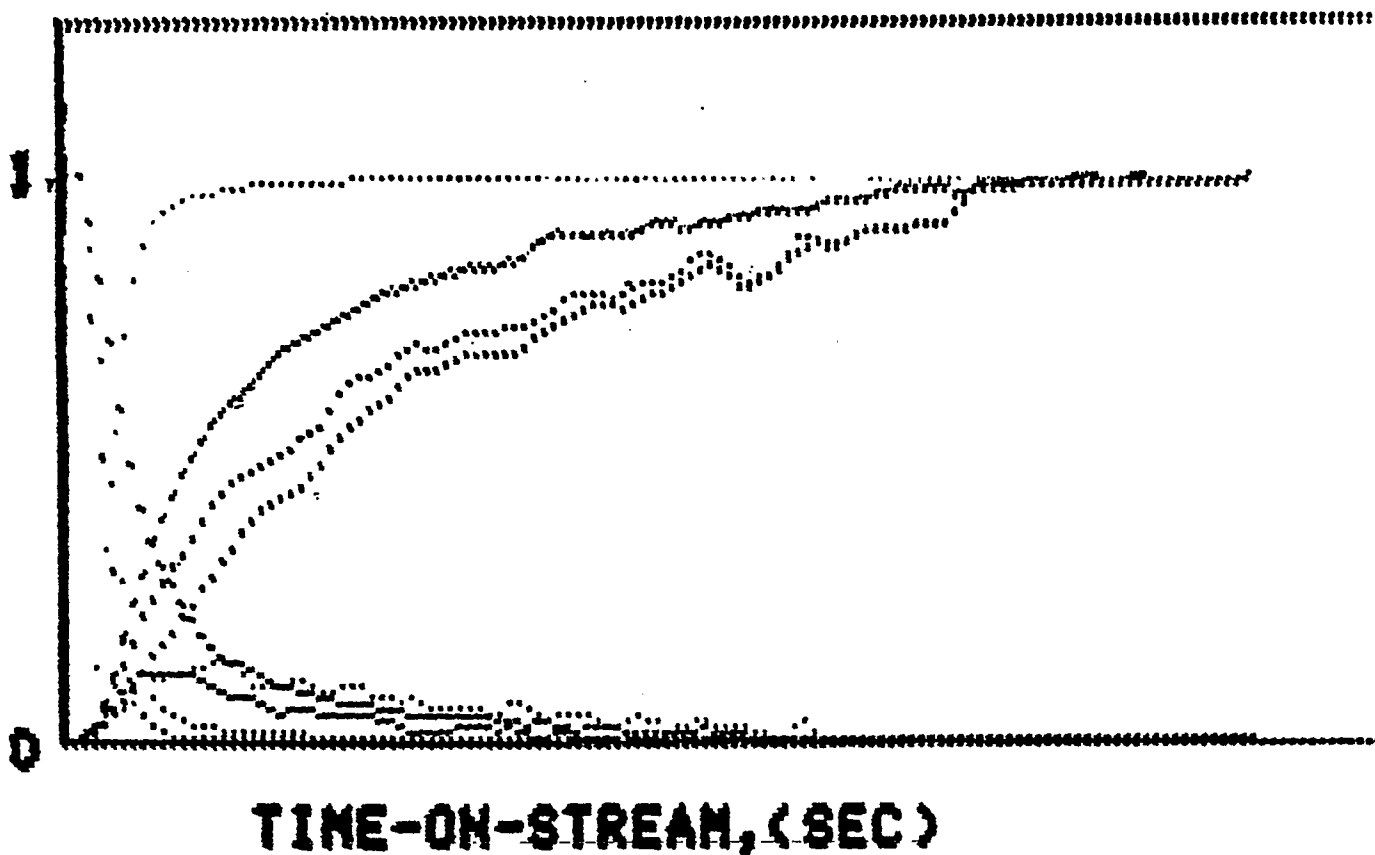


Figure 7 Isotopic switching with cobalt.

SATISFACTION GUARANTEED

NTIS strives to provide quality products, reliable service, and fast delivery. Please contact us for a replacement within 30 days if the item you receive is defective or if we have made an error in filling your order.

▲ **E-mail: info@ntis.gov**

▲ **Phone: 1-888-584-8332 or (703)605-6050**

Reproduced by NTIS

National Technical Information Service
Springfield, VA 22161

This report was printed specifically for your order from nearly 3 million titles available in our collection.

For economy and efficiency, NTIS does not maintain stock of its vast collection of technical reports. Rather, most documents are custom reproduced for each order. Documents that are not in electronic format are reproduced from master archival copies and are the best possible reproductions available.

Occasionally, older master materials may reproduce portions of documents that are not fully legible. If you have questions concerning this document or any order you have placed with NTIS, please call our Customer Service Department at (703) 605-6050.

About NTIS

NTIS collects scientific, technical, engineering, and related business information – then organizes, maintains, and disseminates that information in a variety of formats – including electronic download, online access, CD-ROM, magnetic tape, diskette, multimedia, microfiche and paper.

The NTIS collection of nearly 3 million titles includes reports describing research conducted or sponsored by federal agencies and their contractors; statistical and business information; U.S. military publications; multimedia training products; computer software and electronic databases developed by federal agencies; and technical reports prepared by research organizations worldwide.

For more information about NTIS, visit our Web site at <http://www.ntis.gov>.

The logo for NTIS, featuring the letters "NTIS" in a bold, sans-serif font. The letter "i" is lowercase and has a small dot above it, while the other letters are uppercase.

**Ensuring Permanent, Easy Access to
U.S. Government Information Assets**



U.S. DEPARTMENT OF COMMERCE
Technology Administration
National Technical Information Service
Springfield, VA 22161 (703) 605-6000
